

HOW TO BUY \$15K BTC IN 2 DAYS WITH A BANK LOG PART 2.

INTRODUCTION

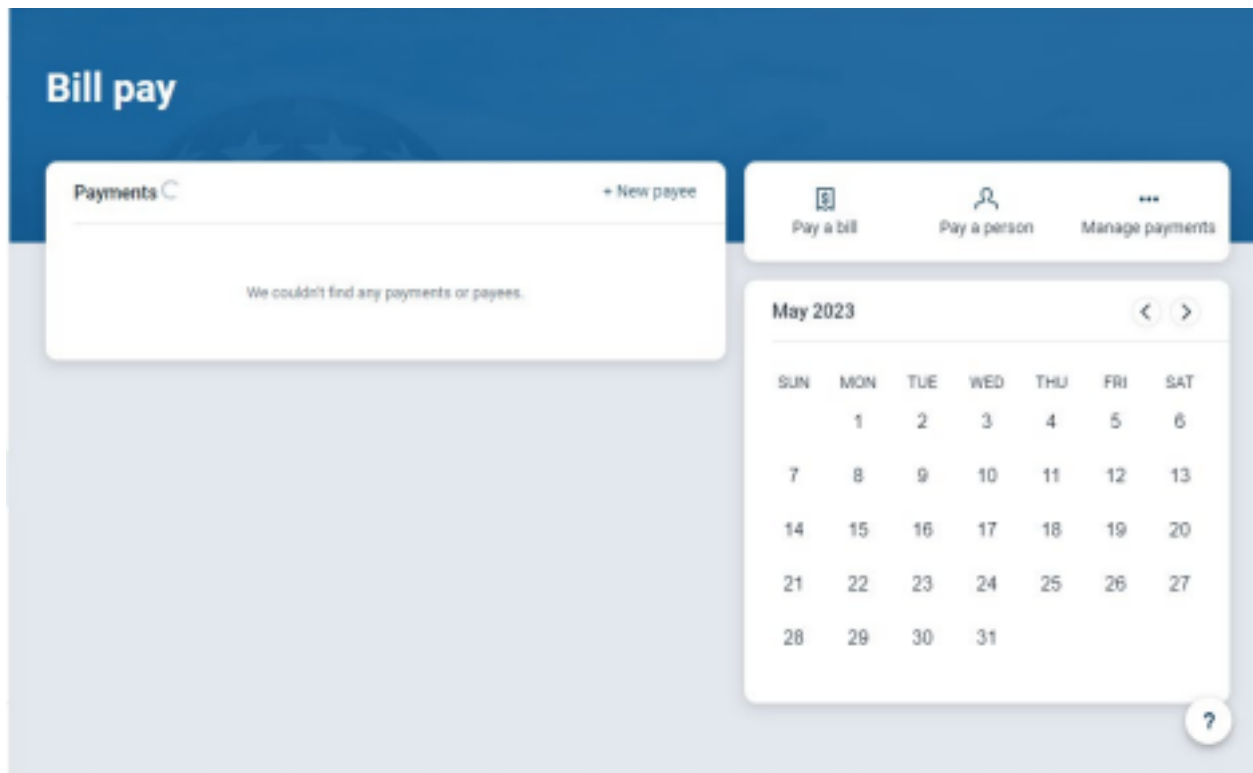
So in the Part 1, we talked about how to log into the Coinzoom btc account and how to find the Direct deposit information (Account Number & Routing Number).

With that done, the next step is to add the info to your hacked bank login (which you have already bought from shop) as the payee.

HOW TO BUY \$15K BTC IN 2 DAYS WITH A BANK LOG PART 2.

METHOD

11. Buy a hacked bank login with balance, especially one which does direct deposit and click on "BILL PAY". We recommend Americas cu, You can buy on BLCKLGS.io

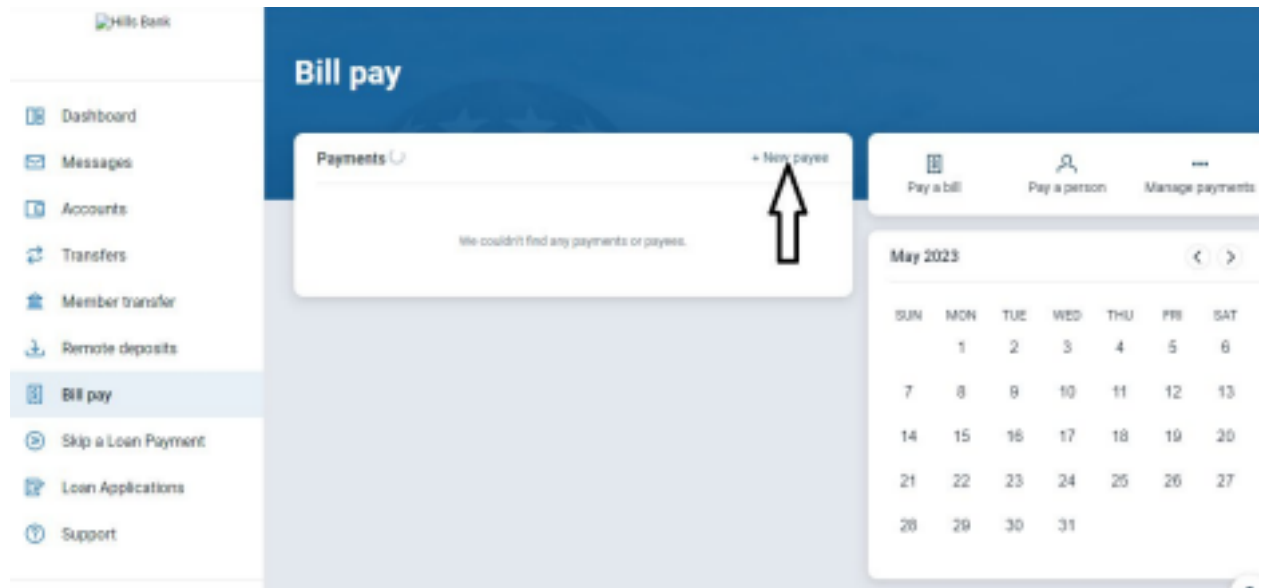


HOW TO BUY \$15K BTC IN 2 DAYS WITH A BANK LOG PART 2.

12. Click on Add New Payee.

We are about to add the coinzoom info so we can send payment to it.

Payment can only be sent to an info in payee list.



HOW TO BUY \$15K BTC IN 2 DAYS WITH A BANK LOG PART 2.

13. Click on Direct Deposit.

< Add a person

Which payment method would you like to use?

↓ Direct deposit
Payments are electronically deposited into your payee's account. >

✉ Email
Your payee will receive an email to accept payments. >

✉ Check
Sent by mail to the payee's address. >

HOW TO BUY \$15K BTC IN 2 DAYS WITH A BANK LOG PART 2.

14. Fill in the information, the name and phone number isn't necessary, the most important part is the Account number and Routing number of the coinzoom.

<

Add a person
Direct deposit

First name

Robert

Last name

Rhoades

Nickname (optional)

Phone number

(661) 306-4647

Account information

Account type


Checking

Routing number

084106768

EVOLVE BANK AND TRUST

Account number



Need help finding routing and account number?

HOW TO BUY \$15K BTC IN 2 DAYS WITH A BANK LOG PART 2.

15. Payee added.



Robert Rhoades has been added

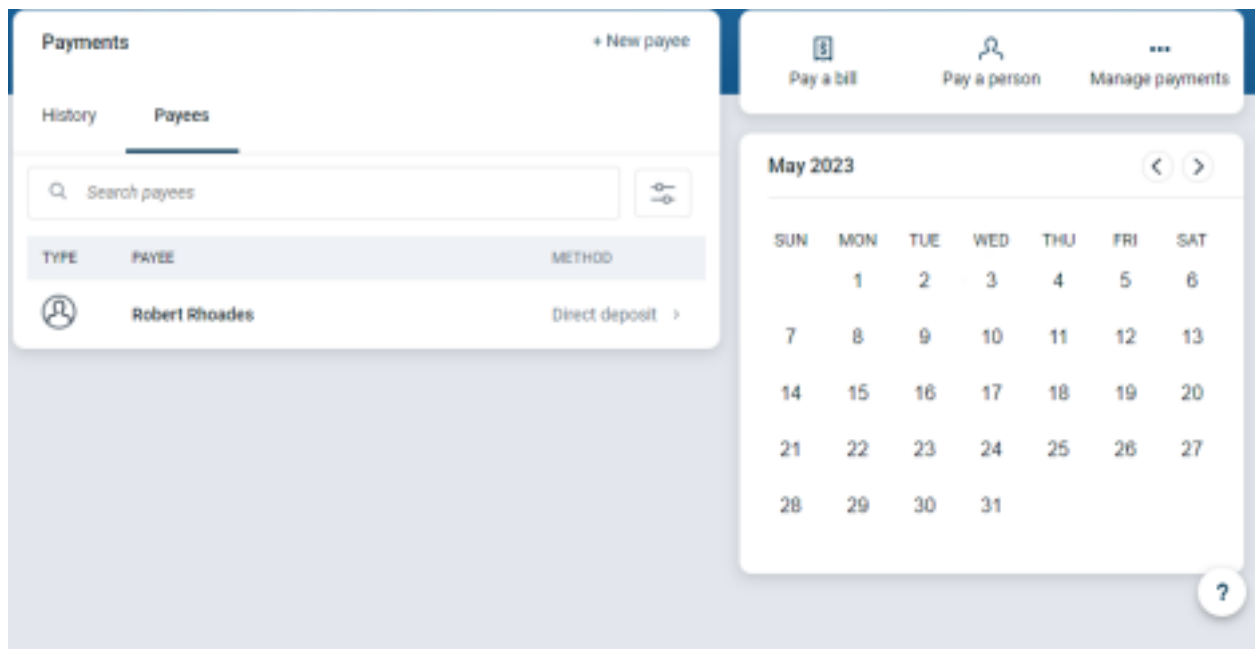
Add another person

I'm done

© 2023 Americas CU • Privacy policy • Federally Insured by NCUA • Equal Housing Lender

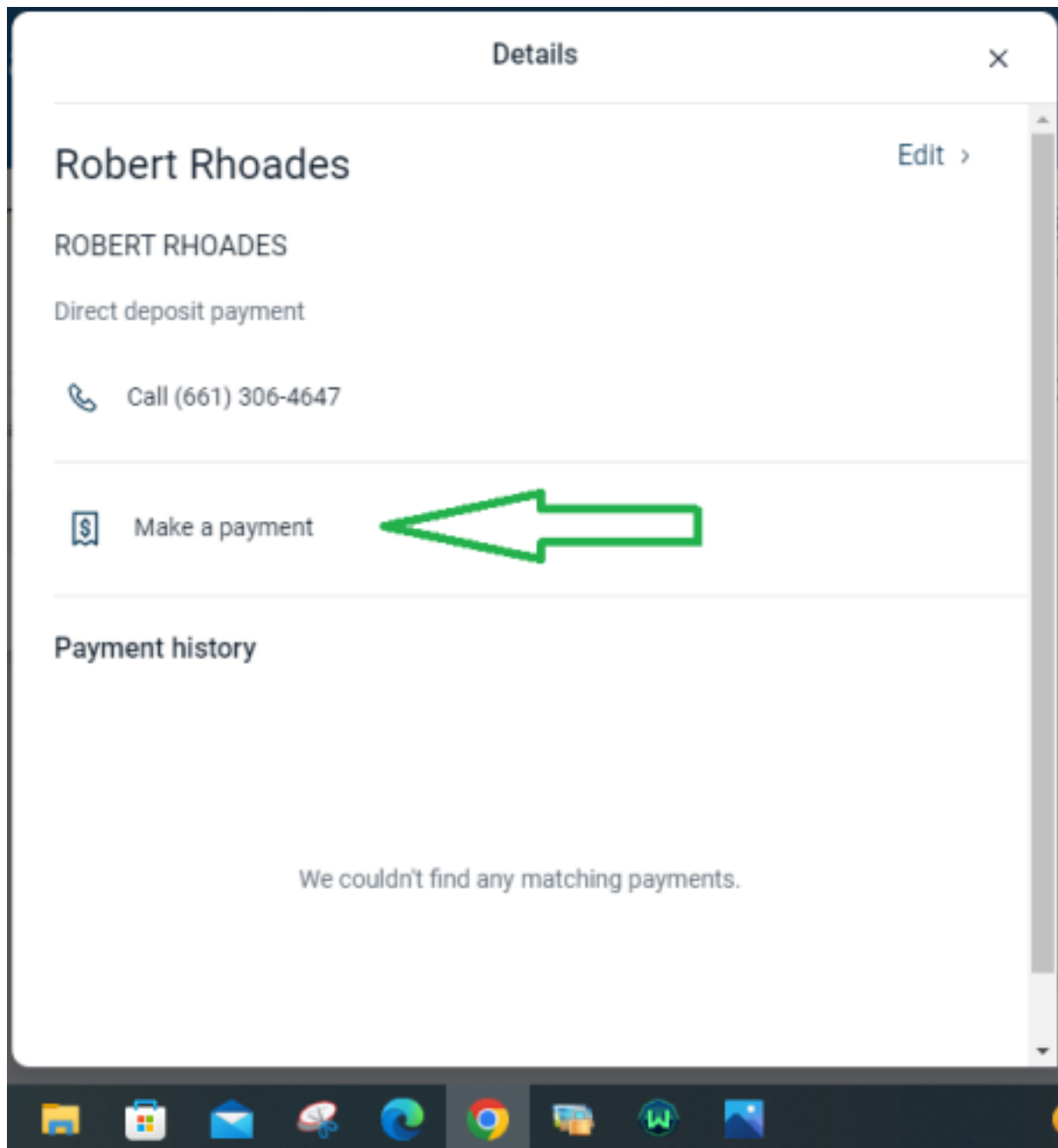
HOW TO BUY \$15K BTC IN 2 DAYS WITH A BANK LOG PART 2.

16. Below is the Payee just added, Click on it.



HOW TO BUY \$15K BTC IN 2 DAYS WITH A BANK LOG PART 2.

17. Click on **MAKE A PAYMENT.**



HOW TO BUY \$15K BTC IN 2 DAYS WITH A BANK LOG PART 2.

18. The Daily Limit for direct deposit to Coinzoom is \$15K, so you can decide to write any amount between \$1 and \$15k.

The screenshot shows a mobile application interface for making a payment. At the top, there is a back arrow on the left and the title "Payment" with the name "Robert Rhoades" below it. The "From" field is labeled "KASASA CASH BACK CHECKING WITH (x45S64)" and "x6445". Below this is an "Amount" field with a light blue input box containing a dollar sign "\$". Underneath the amount field is a link that says "More options". A red "Submit" button is centered below the "More options" link. At the bottom of the form, a status message reads "Sends tomorrow electronically, arrives by Apr 5". The entire form is set against a light blue background.

HOW TO BUY \$15K BTC IN 2 DAYS WITH A BANK LOG PART 2.

19. Since I love money, will put in the highest limit \$15k.

The screenshot shows a mobile application interface for making a payment. At the top, there is a back arrow on the left and the title "Payment" with the name "Robert Rhoades" below it. The "From" field is populated with "KASASA CASH BACK CHECKING WITH (x45S64) x6445". The "Amount" field shows "\$ 15,000.00". Below this, there is a link for "More options" and a prominent red "Submit" button. At the bottom of the form, a status message reads "Sends tomorrow electronically, arrives by Apr 5".

< Payment
Robert Rhoades

From KASASA CASH BACK CHECKING WITH (x45S64)
x6445

Amount \$ 15,000.00

More options

Submit

Sends tomorrow electronically, arrives by Apr 5

HOW TO BUY \$15K BTC IN 2 DAYS WITH A BANK LOG PART 2.

20. Payment Sent Successfully!!...



Payment submitted

Robert Rhoades

\$15,000.00

Standard delivery, electronically

Send on

Apr 4

Estimated arrival

Apr 5

From

KASASA CASH BACK CHECKING WITH (x45S64)

Done

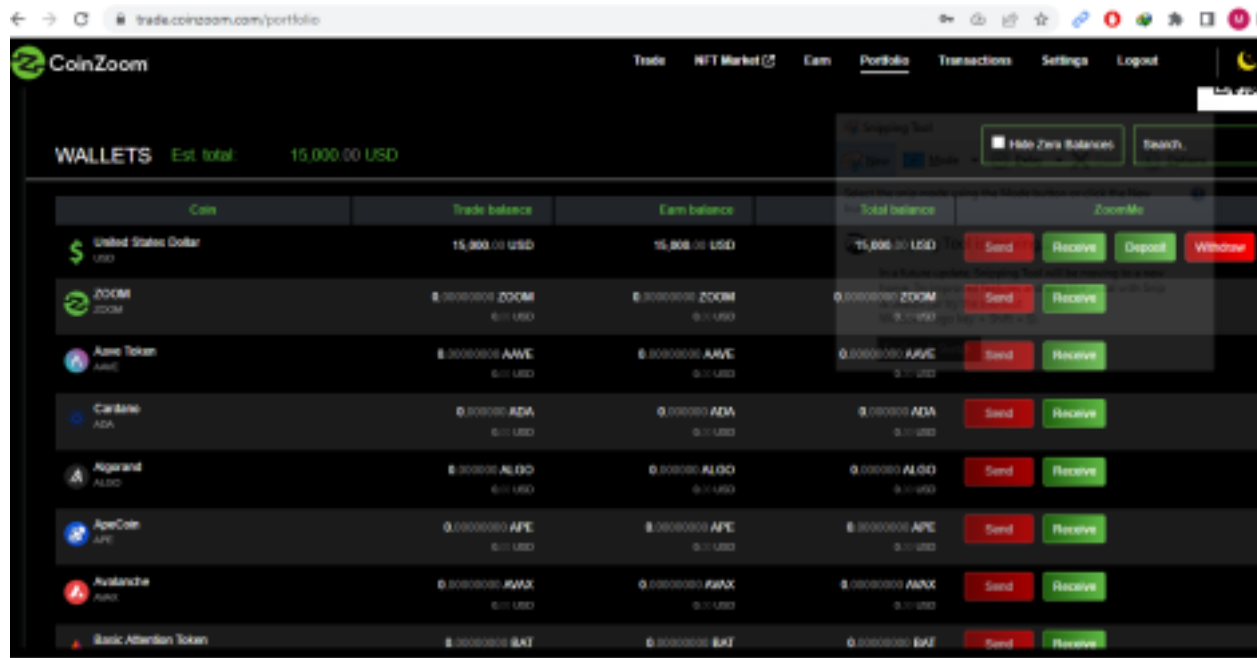
**HOW TO BUY \$15K BTC IN 2 DAYS WITH A
BANK LOG PART 2.**

21. Now after the direct Deposit transfer.

WAIT FOR 2 BUSINESS DAYS ONLY.

**HOW TO BUY \$15K BTC IN 2 DAYS WITH A
BANK LOG PART 2.**

22. Money reflect after Exactly 2 Days. Direct deposit is always a 2 days' reflection job.



Now someone will ask...

can I withdraw my Money after I have loaded the USD wallet on Coinzoom??

VERY SIMPLE 😊 .

JUST READ BELOW...

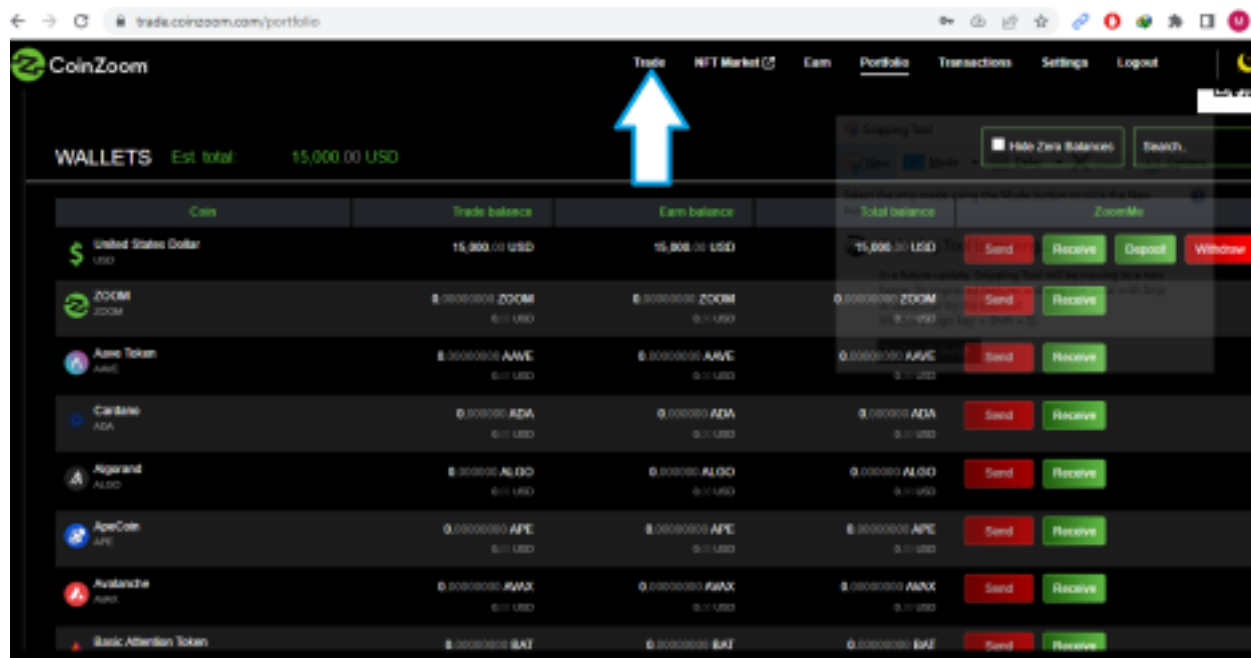
HOW TO BUY \$15K BTC IN 2 DAYS WITH A BANK LOG PART 2.

HOW CAN I WITHDRAW MY MONEY MYSELF AFTER LOADING INTO COINZOOM

It is common these days for clients or middlemen to run with your money after it loaded, so when I

load the coinzoom, these are the 3 ways I cashout my money.

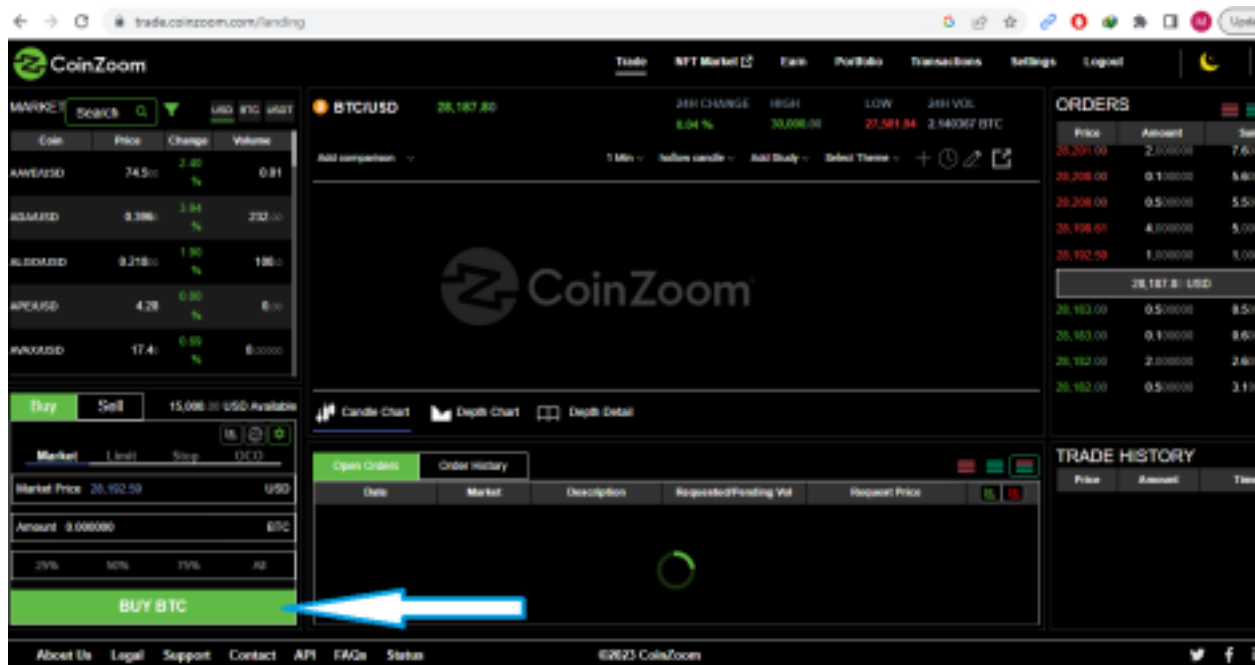
**a. CONVERT THE USD MONEY INTO BTC THEN
TRANSFER YOUR BTC OUT**



Click on TRADE.

**HOW TO BUY \$15K BTC IN 2 DAYS WITH A
BANK LOG PART 2.**

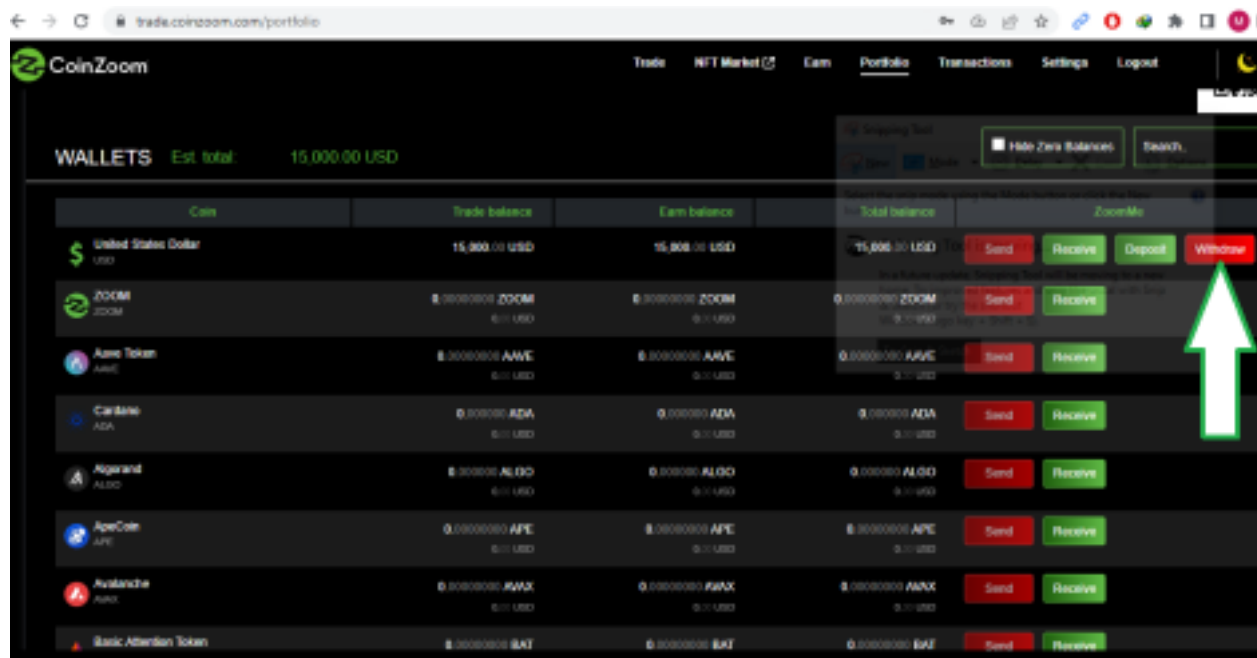
- ❑ Click on “BUY BTC”, you can choose any amount of btc to buy, after that transfer your btc into your coinbase or trust or blockchain wallet.



If you don't want btc and you want cash too,
 you can use the method below;
**HOW TO BUY \$15K BTC IN 2 DAYS WITH A
 BANK LOG PART 2.**

b.WIRE WITHDRAWAL METHOD

- Click on “WITHDRAW”



HOW TO BUY \$15K BTC IN 2 DAYS WITH A BANK LOG PART 2.

□ Click on Wire Withdraw.

The screenshot shows the CoinZoom 'WITHDRAW' page. At the top, it says 'AVAILABLE BALANCE : 15,000.00' and 'TOTAL BALANCE : 15,000.00'. Below this are two buttons: 'CoinZoom Instant Debit Card Withdraw' and 'Wire Withdraw'. The 'Wire Withdraw' button is highlighted in green. Below the buttons, there are three input fields: 'Bank Account' (with a dropdown menu), 'Amount to Withdraw', and 'Fee Deduction' (with a dropdown menu). Below these is a 'Reference text' input field. At the bottom is a green 'Submit' button. There are also some small notes about fees and withdrawal limits.

Now with this, the money will be sent out via Wire transfer into your bank account. But the trick here

is that, if the name on the coinzoom is John Newman, you have to write John Newman as the name on the bank too.

Make sure the name you put on the receiving bank is the same as the name on the coinzoom, even if it a different owner.

Me personally I prefer converting my USD to btc since everyone loves btc, others too love wiring the

HOW TO BUY \$15K BTC IN 2 DAYS WITH A BANK LOG PART 2.

money to their aboki/picker bank account in USA; the choice is yours.

HOW TO BUY \$15K BTC IN 2 DAYS WITH A BANK LOG PART 2.

1. <https://blcklgs.io/> - [for logs and tools]