

How to run CANADA BANK Transfer BY BLCKLGS.IO

part 1

Below is a step-by-step method on how to run Bank transfer for Canada Banks.

It a very easy method, Money reflects Instantly! And client owner can just walk to bank to withdraw reflects method works for only Canada banks and it very very easy to do, follow the steps below;

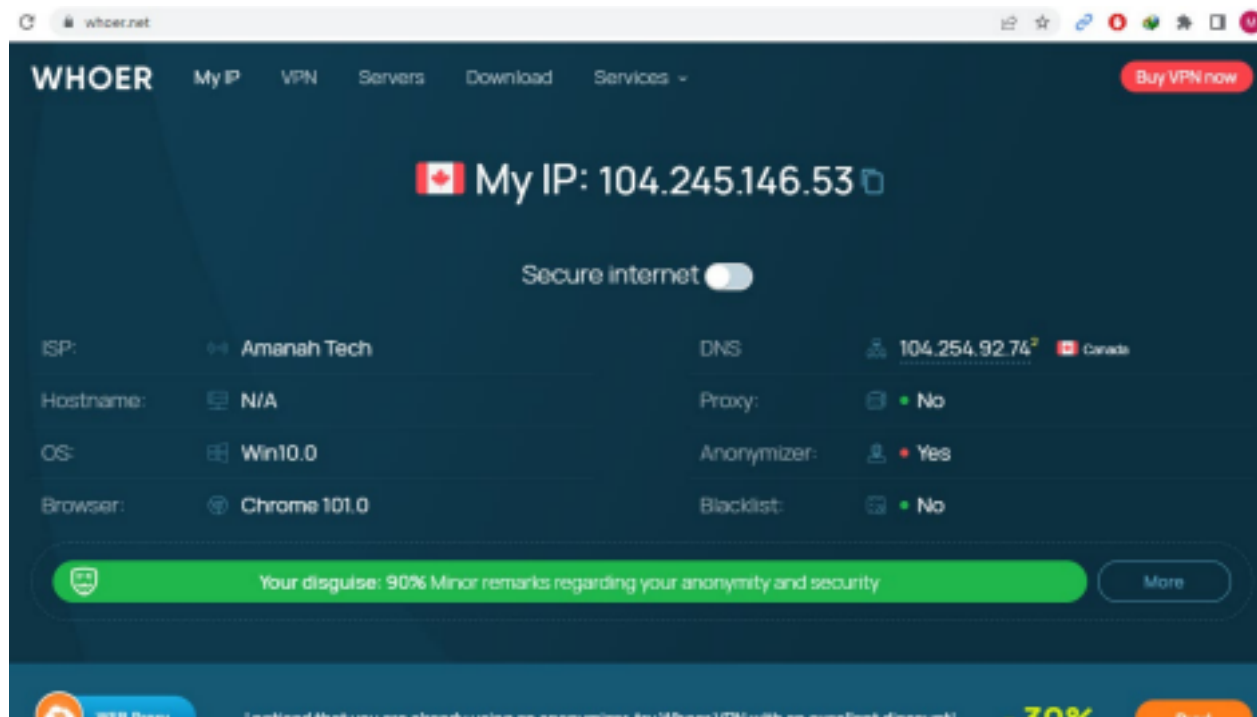
How to run CANADA BANK Transfer part 1 Method

- 1.** First Connect to a Socks or VPN so your location changes to CANADA.

You can either use 911.re socks or rdp since they are very strong but if you don't have money to buy IP, just use windscribe VPN since it is free to use.

How to run CANADA BANK Transfer part 1

- 2.** Go to whoer.net to make sure you are connected to Canada



How to run CANADA BANK Transfer part 1

3. Buy a Canada Bank log from Blcklgs.io spammer, we will now log into this hacked account with money in it.

How to run CANADA BANK Transfer part 1

4. Now google the bank official site and log in using info from the spammer or shop, I have covered the bank name since all Canada banks have this feature so don't look for only one bank name, they all good

IP address X [redacted] X +

[redacted] /OnlineBanking/Accounts/

Personal Business About Us Rates Careers Contact Us

You are here: Online Banking > My Accounts

My Accounts

- View Account Activity
- Rename Accounts
- View e-Statements
- View e-Documents
- View Cheque Images

Payments

Transfers

Account Services

Messages and Alerts

Profile and Preferences

turbotax

Save 20% on TurboTax Online

Messages

You have no new messages.

Accounts Summary

Interior Savings Credit Union Accounts

Membership 20052587

Account	Balance	Action
Chequing Wendy 100	\$62,700.26	
Plan 24 Wendy 203	\$299.46	
Member Rewards Wendy 201	\$0.00	
Member Shares Wendy 202	\$8.25	
Tax Free Investment 205	\$1,688.65	

Partner Accounts [Link a partner account](#)

You have not linked any Partner accounts.

Welcome, Wendy K Cole

Last logged in on Sat, Feb 5, 2022, 7:43 AM, PST via Mobile Web.

Scheduled Bill Payments & Transfers

1 FEBRUARY \$59.00

Tax Free Investment 205

View all scheduled... Bill Payments | Transfers

Member Service Centre

1-855-220-2580

Activate Wi Go to Settings 1

How to run CANADA BANK Transfer part 1 5. Click on

Transfers

IP address x [redacted] x +

[redacted]OnlineBanking/Accounts/

Personal Business About Us Rates Careers Contact Us

You are here: Online Banking > My Accounts

My Accounts

- View Account Activity
- Reopen Accounts
- View e-Statements
- View e-Documents
- View Cheque Images
- Payments
- Transfers**
- Account Services
- Messages and Alerts
- Profile and Preferences

Messages

You have no new messages.

Accounts Summary

Interior Savings Credit Union Accounts

Membership 20052587

Account	Balance	Action
Chequing Wendy 100	\$62,790.26	-
Plan 24 Wendy 203	\$299.46	-
Member Rewards Wendy 201	\$0.00	-
Member Shares Wendy 202	\$8.25	-
Tax Free Investment 225	\$1,688.65	-

Partner Accounts [Link a partner account](#)

You have not linked any Partner accounts.

Welcome, Wendy K. Cole

Last logged in on Sat, Feb 5, 2022, 7:43 AM, PST via Mobile Web.

Scheduled Bill Payments & Transfers

1 FEBRUARY \$50.00
Tax Free Investment 205

Member Service Centre

1-855-220-2580

Save 20% on TurboTax Online

here to search

How to run CANADA BANK Transfer part 1 6. Click on

Send via INTERAC e-Transfer

Personal Business About Us Rates Careers Contact Us

You are here: Online Banking » Transfers

My Accounts
Payments
Transfers
• View/Modify Scheduled Transfers
• **Send via INTERAC e-Transfer®**
• Add/Delete Contacts
• Link External Accounts
• Autodeposit
• Request Money via INTERAC e-Transfer®
Account Services
Messages and Alerts
Profile and Preferences
[Print This Page](#)
[Online Banking Help](#)
ONLINE BANKING MAINTENANCE SCHEDULE
[Click here for information](#)

Transfer Funds

[Add a link to an Account at another Financial Institution](#)
[Delete a link](#)

You can transfer funds from one of your accounts to another account within the same membership, to another member's account within Interior Savings Credit Union, and to or from your accounts at another Canadian financial institution.

Find out how to:

- Transfer Canadian funds to and from a [US Account](#)
- Transfer funds to a [Registered Retirement Savings Plan \(RRSP\)](#)
- Transfer funds to and from a [Tax Free Savings Account \(TFSA\)](#)
- Make a [Principal Only Payment](#)

Transfer Amount

Transfer From

Principal Only Payment ☐

Transfer To

Memorandum

When to Transfer
☒ Now
☐ On
☐ Every

CONTINUE | [Cancel](#)

re to search

Windows taskbar: File Explorer, Mail, Photos, Music, Windows Store, Google Chrome, -9°C

How to run CANADA BANK Transfer part 1

7. Now it time to add info of your white head/client to receive the money. Click on **Add New Contact**.

Personal Business About Us Rates Careers Contact Us


You are here: Online Banking > Transfers > Send via INTERAC e-Transfer®

My Accounts
Payments
Transfers
• View/Modify Scheduled Transfers
• Send via INTERAC e-Transfer®
• Add/Delete Contacts
• Link External Accounts
• Autodeposit
• Request Money via INTERAC e-Transfer®
Account Services
Messages and Alerts
Profile and Preferences
Print This Page
Online Banking Help
ONLINE BANKING MAINTENANCE SCHEDULE
[Click here for information](#)

Send via INTERAC e-Transfer®

[Edit Contacts](#) | [Edit Interac® Profile](#) | [Autodeposit](#) | View: [Pending](#) | [History](#)

INTERAC® e-Transfer allows you to transfer funds to anyone with a Canadian bank account using their email address or mobile phone number. All INTERAC® e-Transfers will take a minimum of 30 minutes to be processed. Please allow sufficient time to accommodate for this delay.

Transfer To [Add New Contact](#) 


Transfer From

Amount


Message

To protect yourself, never enter personal information or the answer to the security question in the memo field and never share the answer using the same channel you are using to send your Interac e-Transfer®.





[CONTINUE](#) | [Cancel](#)


Interac, Interac e-Transfer and the Interac logo are registered trademarks of Interac Corp. Used under license.

Welcome, Wendy

Member Service Center

1-855-220-25

Contact Us Helpful Links Additional Logins

How to run CANADA BANK Transfer part 1

8. Fill the info as I have done here, please don't use the same details I used oooo, use your own client drop info

Personal Business About Us Rates Careers Contact Us

You are here: Online Banking » Transfers » Send via INTERAC e-Transfer®

My Accounts
Payments
Transfers
 » View/Modify Scheduled Transfers
 » Send via INTERAC e-Transfer®
 » Add/Delete Contacts
 » Link External Accounts
 » Autodeposit
 » Request Money via INTERAC e-Transfer®
Account Services
Messages and Alerts
Profile and Preferences
[Print This Page](#)
[Online Banking Help](#)
ONLINE BANKING MAINTENANCE SCHEDULE
[Click here for information](#)

Add a Contact

Name

Email

Mobile Phone Number
e.g. 604 223 1234

Preferred Language


Send Transfers By

Security Information
Enter a security question and a one-word answer that only the contact would know. The contact must answer this question correctly in order to receive your Interac e-Transfer®. Do not share the answer by email or text.

Security Question

Answer

| [Cancel](#)


Interac, Interac e-Transfer and the Interac logo are registered trademarks of Interac Corp. Used under license.

Welcome, V
Member S
1-855-2

Contact Us Helpful Links Additional Logins

arch

How to run CANADA BANK Transfer part 1 9. Click on Confirm to add the Info to be ready for payment

You are here: [Online Banking](#) » [Transfers](#) » [Send via INTERAC e-Transfer®](#)

[My Accounts](#)[Payments](#)[Transfers](#)[View/Modify Scheduled Transfers](#)[Send via INTERAC e-Transfer®](#)[Add/Delete Contacts](#)[Link External Accounts](#)[Autodeposit](#)[Request Money via INTERAC e-Transfer®](#)[Account Services](#)[Messages and Alerts](#)[Profile and Preferences](#)[Print This Page](#)[Online Banking Help](#)**ONLINE BANKING
MAINTENANCE SCHEDULE**[Click here for information](#)

Add Contact - Confirm

Name	Mary Johnson
Email	moneymaker660@mail.com
Mobile Phone Number	(415) 496-6617
Preferred Language	English
Send Transfers By	Email
Security Question	BEST CHANNEL
Answer	MONEYMAKER2022real

[CONFIRM](#)[Edit](#)[Cancel](#)

Interac, Interac e-Transfer and the Interac logo are registered trademarks of Interac Corp. Used under license.

How to run CANADA BANK Transfer part 1

10. Now that the receiver info has being added. Next step is to choose where the money will be withdrawn from.

You are here: Online Banking > [Transfers](#) > [Send via INTERAC e-Transfer®](#)

My Accounts

Payments

Transfers

▶ View/Modify Scheduled Transfers

▶ **Send via INTERAC e-Transfer®**

▶ Add/Delete Contacts

▶ Link External Accounts

▶ Autodeposit

▶ Request Money via INTERAC e-Transfer®

Account Services

Messages and Alerts

Profile and Preferences

[Print This Page](#)

[Online Banking Help](#)

ONLINE BANKING MAINTENANCE SCHEDULE


[Click here for information](#)

Send via INTERAC e-Transfer®

[Edit Contacts](#) | [Edit Interac® Profile](#) | [Autodeposit](#) | View: [Pending](#) | [History](#)


INTERAC® e-Transfer allows you to transfer funds to anyone with a Canadian bank account using their email address or mobile phone number. All INTERAC® e-Transfers will take a minimum of 30 minutes to be processed. Please allow sufficient time to accommodate for this delay.

Transfer To

Mary Johnson [moneymaker660@mail.com] 

[Add New Contact](#)

Transfer From

Choose One 

Amount


Message

To protect yourself, never enter personal information or the answer to the security question in the memo field and never share the answer using the same channel you are using to send your Interac e-Transfer®.

CONTINUE

|

[Cancel](#)



Interac, Interac e-Transfer and the Interac logo are registered trademarks of Interac Corp. Used under license.

TRANSFER TO – the receiver/whitehead info

TRANSFER FROM – where the money will be withdrawn from in the bank log

How to run CANADA BANK Transfer part 1 To Be

Continued....

Will post the Part 2 of this tutorial tomorrow so stay tuned...

How to run CANADA BANK Transfer part 1

How to run CANADA BANK Transfer part 1

You can get your tools from these places;

- [Legalcpn.com](http://legalcpn.com) - [For CPN Tradeline]
- <https://blcklgs.io/> - [Bank logs with Email Access] •

<https://robocheck.cc> - [ssn fullz]

- <https://Just-kill.pro> - [DL lookup]
- <https://blcklgs.io/> - [Bank logs with Email Access and Shopwithscrip]
- 3389rdp.com - [RDP logins]

- [Yalelodge.io](https://yalelodge.io) - [for cc and debit cards]

[Scanlab.cc](https://scanlab.cc) - [For scannable documents]

- [Wt1shop.net](https://wt1shop.net) – [SSN shop]