

BASICS

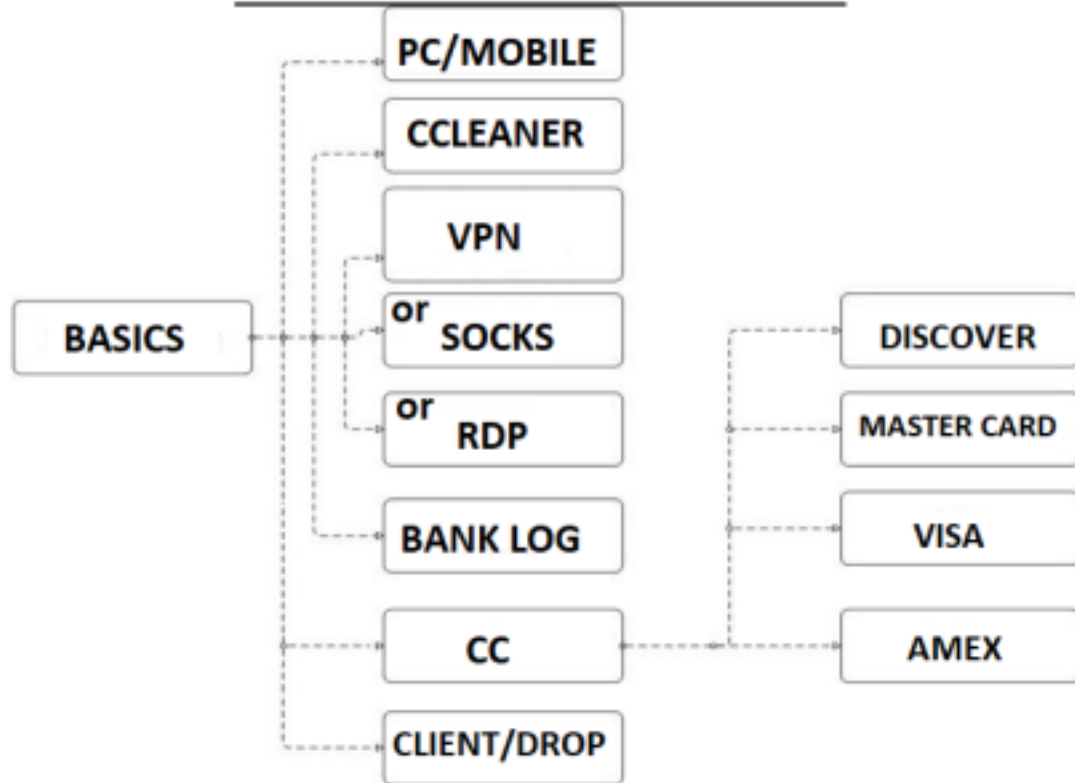
INTRODUCTION:

This is needed before you can make any money online, once you have these few tools ready; you can start making real cash, Without these basic tools or knowledge, you just wasting your time trying to make money Online. And I will make this as short and easy to understand.

So let start making some money!!!!....

Going to run a Summary on each of these One By One, and will show all the shops to buy these tools from, without getting clipped.

2022 ONLINE CASHOUT TUTORIALS



1. PC/MOBILE:

Before you start this Job, make sure you have at least a computer or a Mobile Phone. All these online cashout methods can be done on a mobile phone as far as it has a stable internet and you can shield your location with a vpn or anything similar, but using a laptop too makes it a bit simpler tho.

2. Ccleaner:

Since what we doing online is 99% illegal, it always best to clear any

traces of your work before and after. Your computer cookies/cache keep a track record/history of whatever job you did online even if your location was hidden, and this can land you in big trouble if the online feds start snooping around.

Some website or online bank/shops also install a tracking cookie on your device so no matter how good the update you following is, no matter how good your tools are, you always get declined

So, the best way to clean your ass and remove any traces of illegality as wells as website cookies on your computer is by using a Ccleaner software. You can download this software FOR FREE using this link below....:

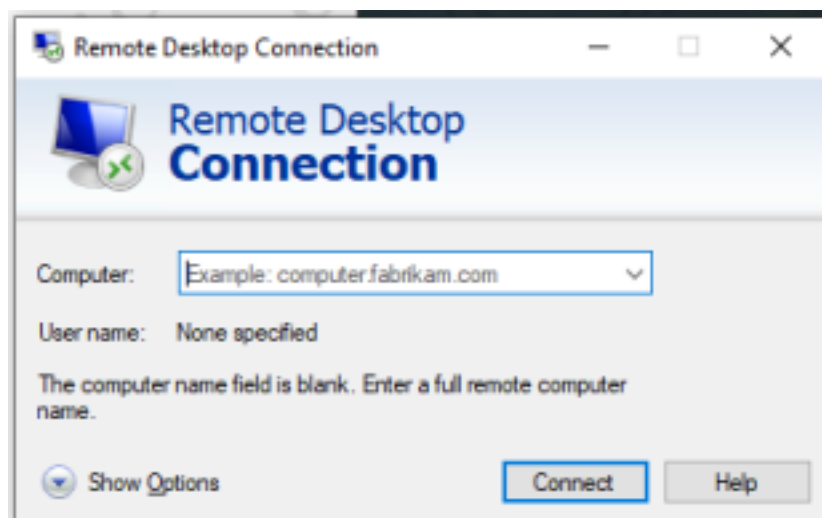
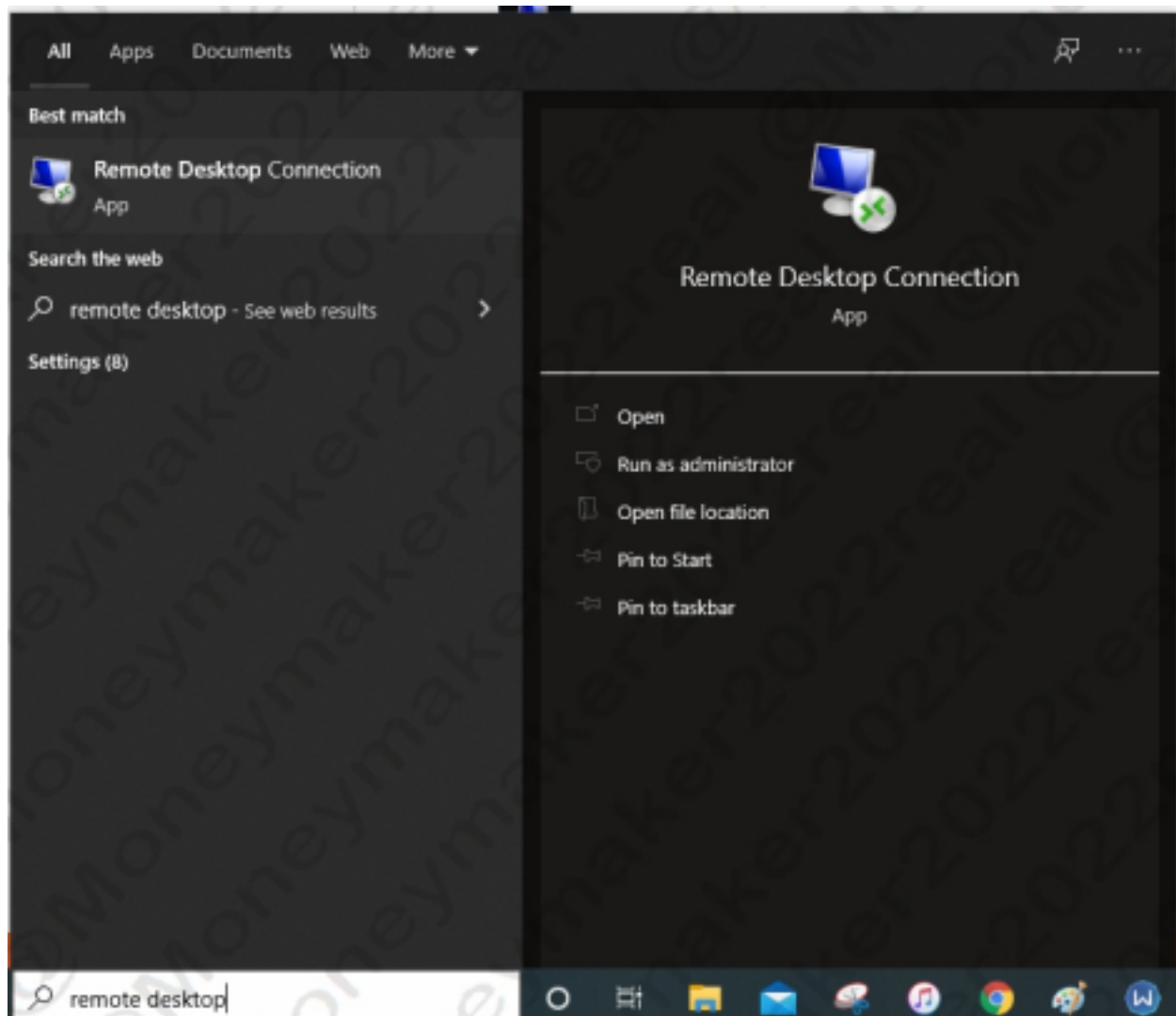
<https://www.ccleaner.com/ccleaner/download/standard>

3. RDP:

The Full name for RDP is a Remote Desktop Protocol, it is called 'Remote Desktop' because it is similar to using someone else computer desktop in another country for the job, so if any bad happens, it will get traced to someone else PC and not you, you will be safe.

Below is a Step-by-Step process on how to login an RDP on your own computer without anyone's help;

- 1. Click on your Windows button and search for "Remote Desktop". You will see the remote desktop app on the right side, Click on it**



2. Now before the next stage, you need to buy Rdp Logins since you will be asked for that.

- Now since most of the work we doing is centered around USA,it will be best to buy a USA location RDP login,with this,anyone tracking your location will think you are working with a laptop inside USA,any state Ip is okay and remember that your Rdp can expire after a month.it even cheap,one is around \$10/20+
- You can get an RDP to buy in any of the shops below :
 - Crazyrdp.com
 - 3389rdp.com
 - Monovm.com

When you buy the rdp logins,the following information will be provided

- Computer IP
- Username
- password

BASICS

3. Now after you have gotten the Rdp logins,go back to the Remote Desktop on your Pc and first input the Computer Ip there,Click Connect.

4. This is where you will put the Username and Password of the RDP logins you bought. Then click OK after that

5. Choose Yes

6. RDP successfully logged in!!!!!!... Now you can operate on someone else Desktop in another country.



BASICS

4. SOCKS:

Now instead of an Rdp, you can decide to use Socks(proxies) to hide your location on Pc,

One main difference between the Socks and RDP is that the socks is bought according to the zip code, city and state. So, if you want to change your IP to the exact city and zip Code then you can use Socks

for that. If it just the state or country location you want then you can go for an RDP.

You can get socks to buy from the sites below

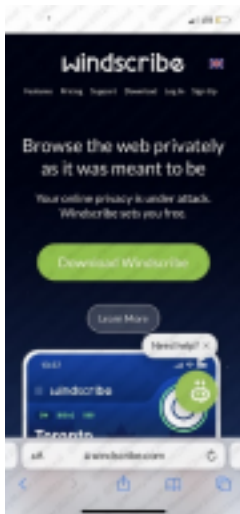
- Luxsocks.ru
- 911.re
- Vip72.com

BASICS

5. VPN:

Of all the tools used to hide location, A VPN is the cheapest.

It mostly used on Mobile Phone; however, they can also be used on PC too. Some of the good VPN to use are;

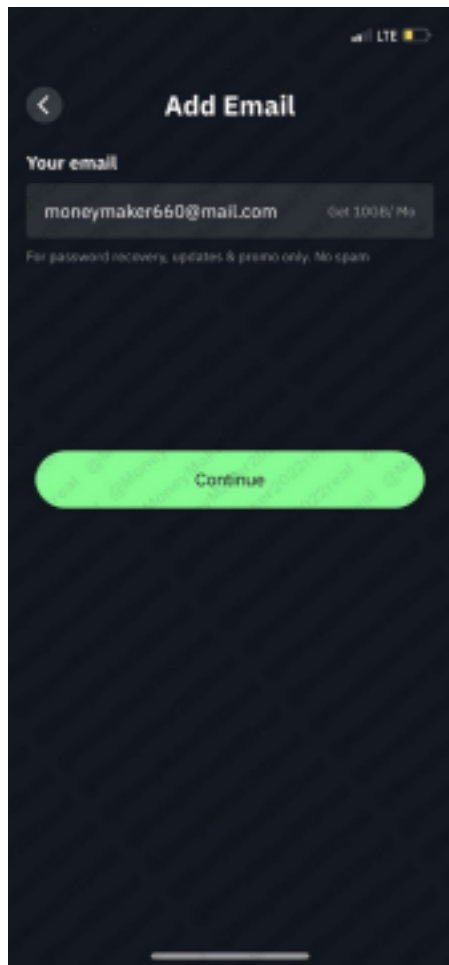


- **WINDSCRIBE VPN**

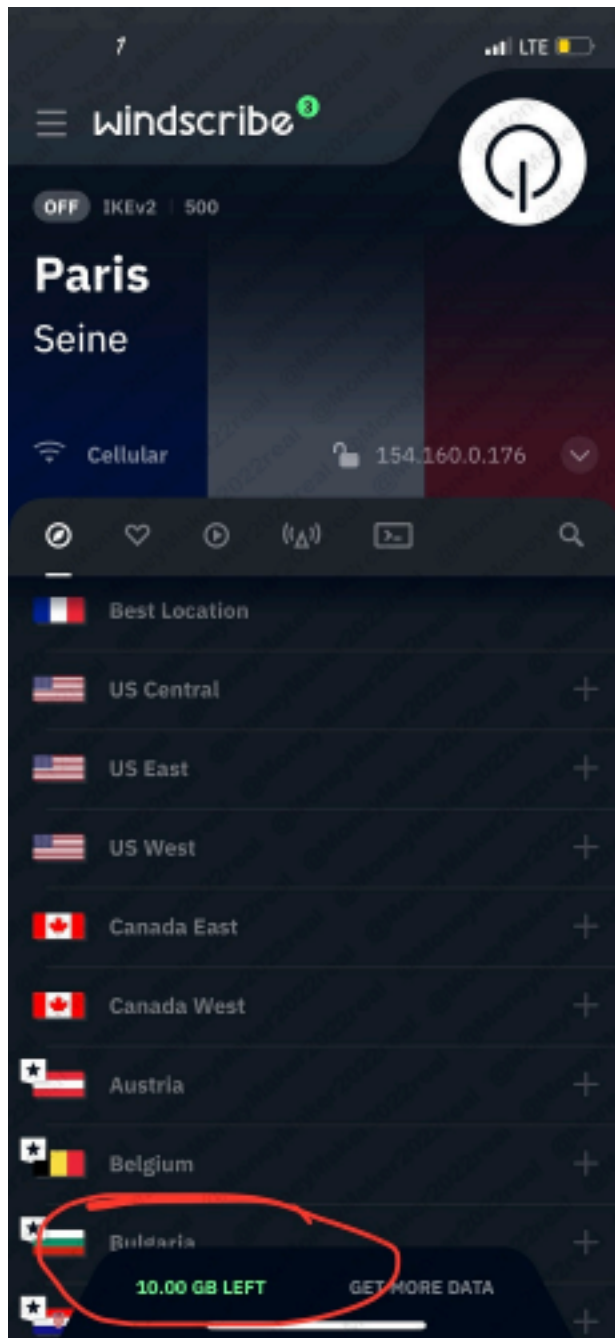
This VPN is free to use tho it one of the strongest available too.

All you have to do is signup with your email and you get 10gb of VPN surfing.

All you have to do is put your Email there, a verification code will be sent to verify it.



DONE... you can now use this VPN to hide your location.



BASICS

- **Unlimited VPN**

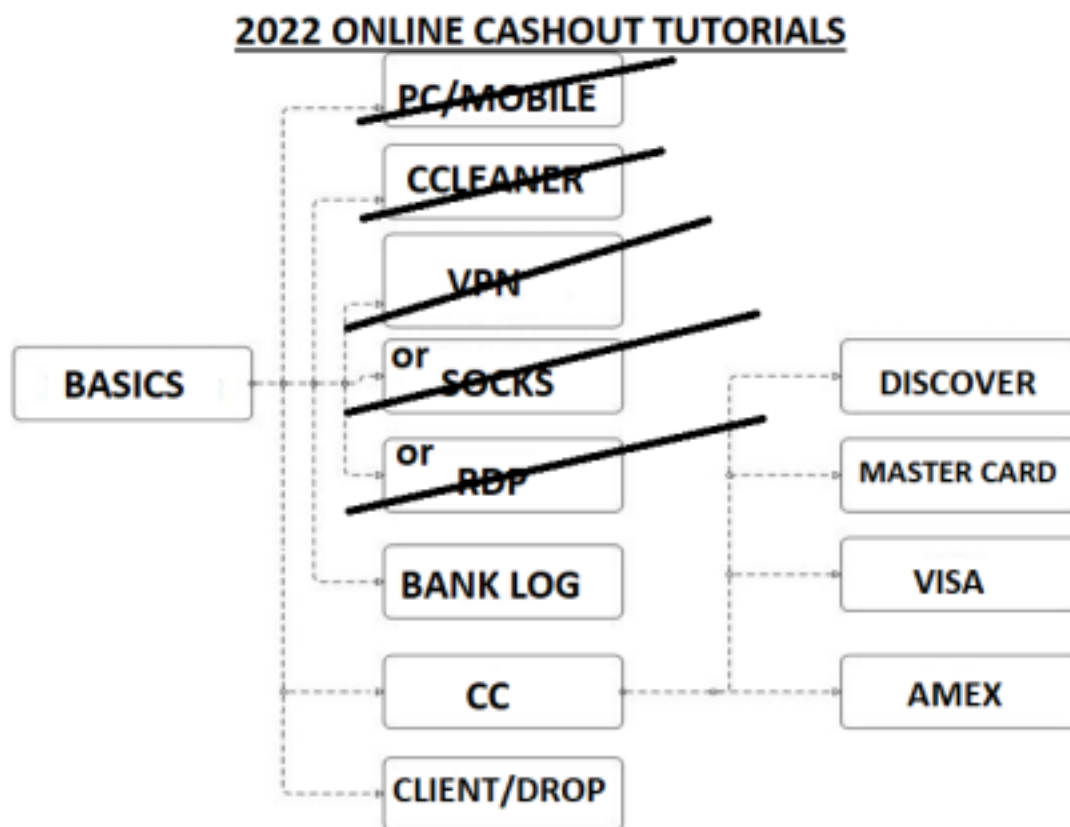
This VPN isn't free but it really strong to use, the advantage is that you can buy lifetime access using bitcoins, I can explain the whole process in the next tutorial pdf I will post on the channel.

Apart from the VPNs posted above, you can also use these ones below;

- PIA VPN
- EXPRESS VPN
- HOTSPOT SHIELD
- VPN 360

BASICS

Ok so we done with the first 5, let move on to the next 3.



CREDIT CARDS:

Every Credit card company starts their Credit Card Number with a unique number to identify individually as shown below;

AMEX CARD: start with 3

VISA CARD: always start with 4

MASTERCARD: always start with 5

DISCOVER CARD: always start with 6

COMMON TERMS IN CC

- **BINS**: This is the first 6 digits of any credit card number. Once you take the first 6 digits of any credit card(bins) and search it on this site (<https://www.freebinchecker.com/amp>) or (<https://binlist.net>) it will show you whether the information you have is a Credit/Debit card and the Bank it is attached to.
- **VBV**: If a card is VBV then it means it has an extra level of security like ssn or Otp
- **NON VBV**: Easy to use with no extra security

HOW TO CHECK IF CC IS LIVE OR DEAD

- You can go to any Porn sites, buy a membership for a few \$ to confirm if the credit card is live or not before you proceed with carding. Porn sites don't kill cards.
- OR you can login into Skype account and call on Magic number +18005xx5633(masked). You will connect to voice mail (lady's voice). Start by entering the credit card number. After that enter

the Expiry date of card (mm: yy format). If the cc is live, then the voice mail lady will say "Thank you for calling, we really

appreciate your business blah blah blah....”.

But if the cc is dead or used, the lady will say “Ohh I’m sorry please re-enter your card number now....”.

You can get Credit Cards from the following shops:

- <https://pois0ncc.ru>**
- <https://carder007.org>**

BANK LOGS:

For people who do Online Bank transfers of large volumes of money, this is the tool they work with.

One of the main reasons I prefer Online bank transfers to carding is that it takes longer for bank update to cast even if 1000s of people try it, but once a carding update is given to 1000s of people, it cast the next day. Some of the best bank logs to use are;

Huntington Bank, Woodforest Bank, Hill Bank, Citizen Bank, Principal Bank...

However, banks like chase and Wells easily get locked when used as logs so I don’t really use them these days. You can get some logs at these shops:

- <https://blcklgs.io/>**

Interested In Learning More ?? Join Cashtuts.pro Premium

