

CREDIT CARDS TOP UP

Below is the step-by-step method I followed to load a Capital One credit card. Before we go to the actual tut, let run a summary of how the job is run.

SUMMARY

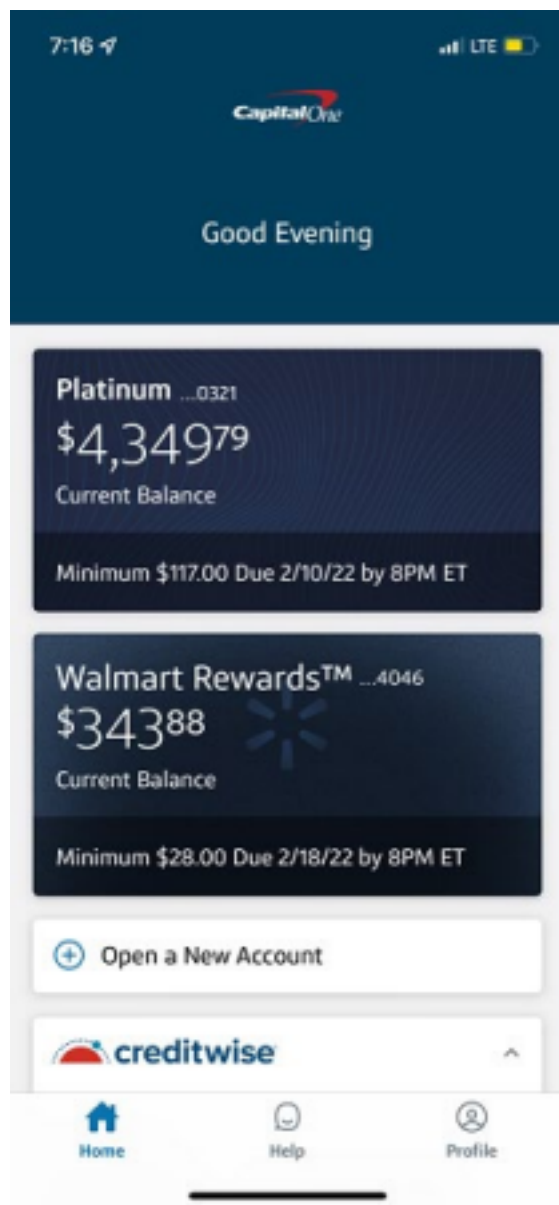
1. Log into the credit card
2. Click on Make a Payment
3. You will be asked to add payment source
4. Get a bank login from log shop
5. Go back to credit card and add log info
6. Click on pay bill
7. Write amount and Pay
8. Next day, google the toll free number, call with VoIP number and ask them to release payment.

CREDIT CARDS TOP UP

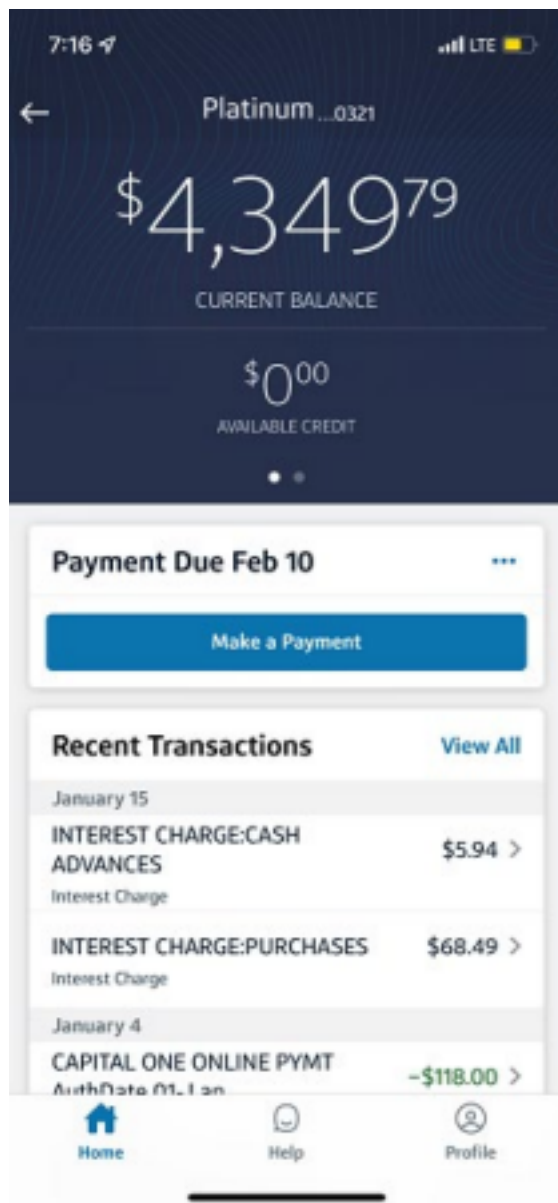
METHOD;

1. Log into the credit card.

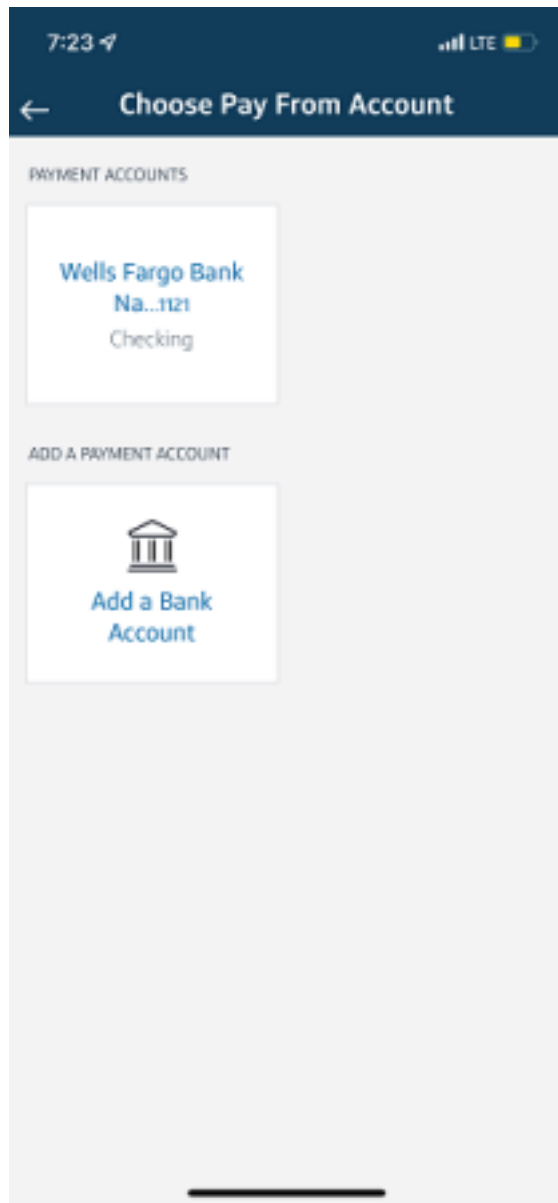
Important : You can also run this transaction in reverse like this - You're pulling out funds from credit card and receiving funds in your bank account/drop. Do not run this transaction in your own bank account. You can buy bank accounts on blcklgs.io also you can buy credit card bank log to put money out eg capital one. Once your successfully run transaction from credit card to bank drop immediately go to ATM and withdraw cash!!!



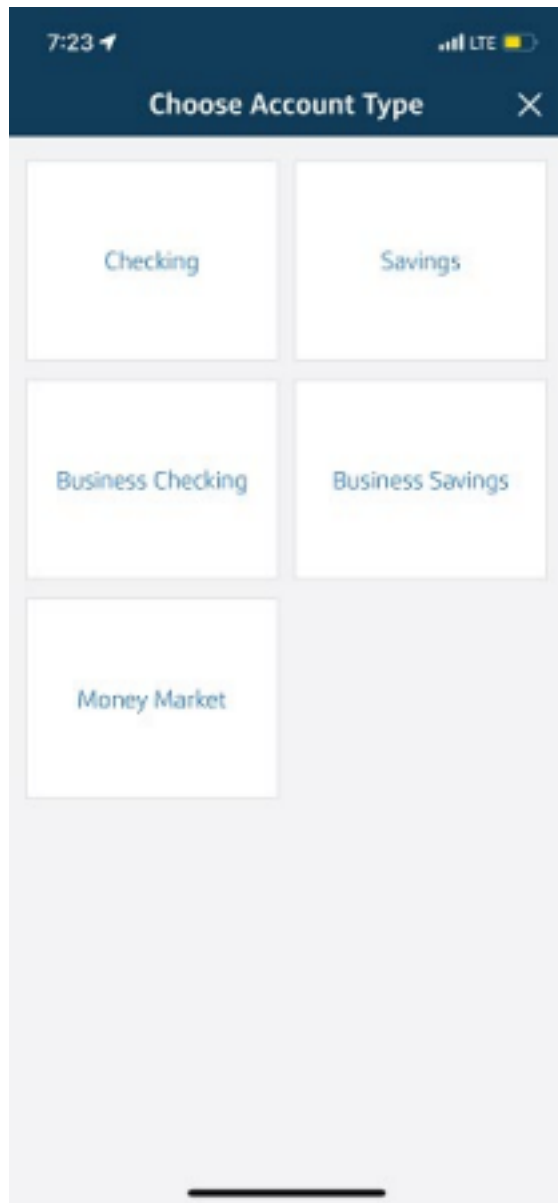
Click on make a payment.



3. When asked which account to make payment from, click on ADD A BANK ACCOUNT.



4. Buy a hacked bank login with balance, Choose any of the below based on the log.



5. This is where you input the Account Number and Routing Number of the hacked bank login.

7:24 1 LTE

Add Payment Account

Add your bank account to make paying your monthly bill simpler.

Account type:
Checking >

Bank Routing or ABA number:
Enter Number >

Account number:
Enter Account Number

Verify account number:
Verify Account Number

Primary payment account:
Your primary account will be automatically selected when paying your bill ☐

> Slide to Add Account

6. After the log has been added Instantly (no micro deposit is sent like ach so it instant).

Now click on PAY BILL

7. PAY TO: This is the credit card which will receive the payment.

7:26

LTE

Pay a Bill



Pay to:

Platinum ...0321



8.PAY FROM: You will choose the hacked bank login you just added.

7:26

LTE

Pay a Bill



Pay to:

Platinum ...0321






Pay From:

~~Bank ...~~ ...1121






Checking


9. **PAY ON:** Just choose the same date you are loading the card.

7:26   LTE 

Pay a Bill

Pay to: 
Platinum ...0321

Pay From: 
 ..1121
Checking

Pay on: 
Choose Date

10. **AMOUNT:** Technically, you are supposed to input the **CURRENT BALANCE** amount, this is the amount owed on the cc, to be on the safe side, you can write an amount slightly lower than current balance too. Any works fine.

7:26

LTE

Pay a Bill



Pay to:

Platinum ...0321



Pay From:

[REDACTED] ...1121



Checking

Pay on:

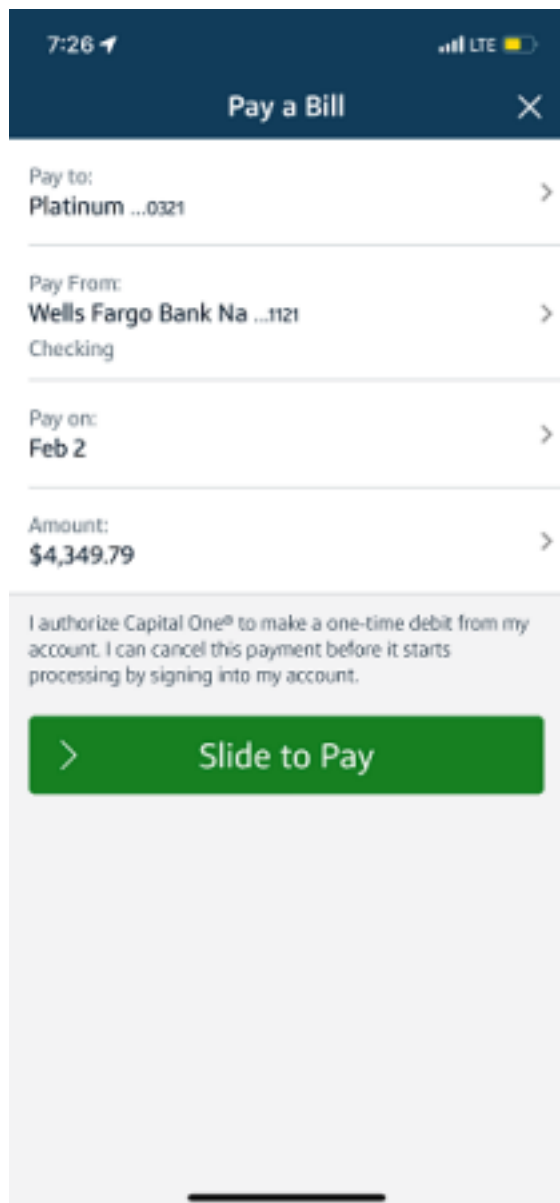
Choose Date



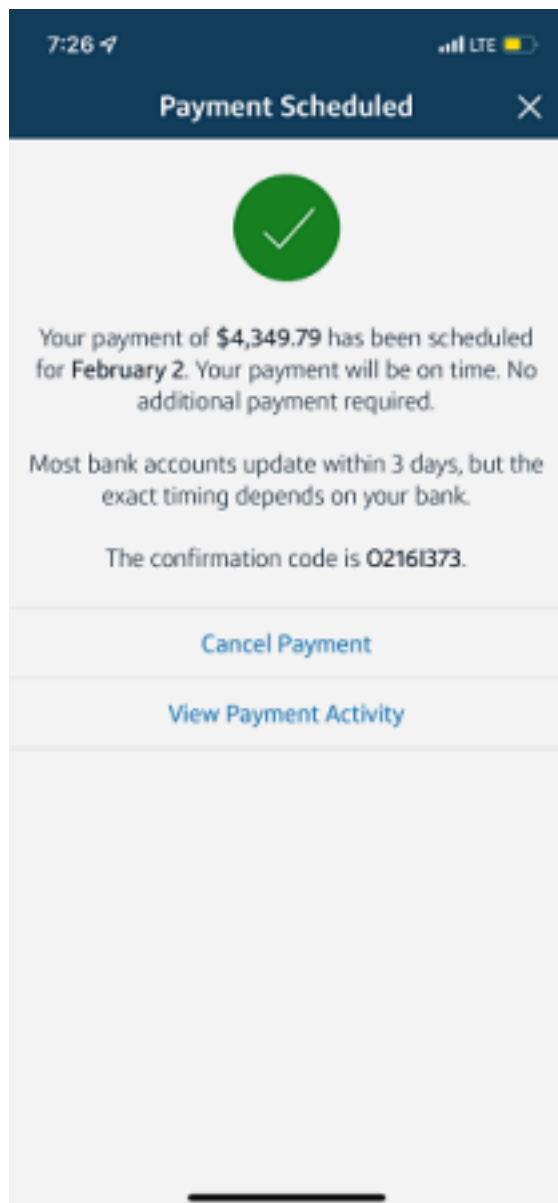
Amount:

Choose Amount

11. Click to make Payment.



12. Payment Scheduled successfully.



Now one thing about capital one is that there is 70% possibility the credit card payment will be placed on hold the next day and not reflect.

If you are lucky and you are in the 30% luck range where the cc reflected then Hallelujah, if not then follow the simple trick below to get your money reflected.

- You can use any VoIP number or real usa number or app number, they all work perfectly
- Then call this number 1-800-227-4825
- This information will be asked; CC NUMBER, CVV, YOUR NAME, SSN, ATM PIN
- If you are asked ATM Pin, just say you don't feel comfortable releasing such a private information, he/she will understand
- If you have the ssn, you can ask client and give it out but if you don't have, you can say you not comfortable with it.
- Then tell him/her you want the loaded funds to be released, that all. No need for long chats.
- Money get released Next Day.

Personally when am advising people on cc jobs, I tell them never to use Company fullz (calling logs), I tell them never to use chase or wells logs since the banks are used to so many fraudulent transactions with chase & wells so they flag it.

Some of the banks I will recommend are Truist bank, Woodforest, huntington, M&T, hills bank, USAA and some credit unions.

You can get your tools from these places;

1. <https://carder007.org/> - [for cc and debit cards]
- 2.

<https://pois0ncc.ru/login.php> - [for cc and debit cards] 3.

<https://shalom.ninja/> - [for cc and debit cards] 4.

<https://yale.cm/> - [for cc and debit cards] 5.

<https://blcklgs.io/> - [Bank logs with Email Access]

8. <https://3389rdp.com/> - [RDP logins]

10. <https://scanlab.cc/> - [For scannable documents]