

DIRECT DEPOSIT TUTORIAL

Ok so last week we talked about running Direct deposit to another Bank account.

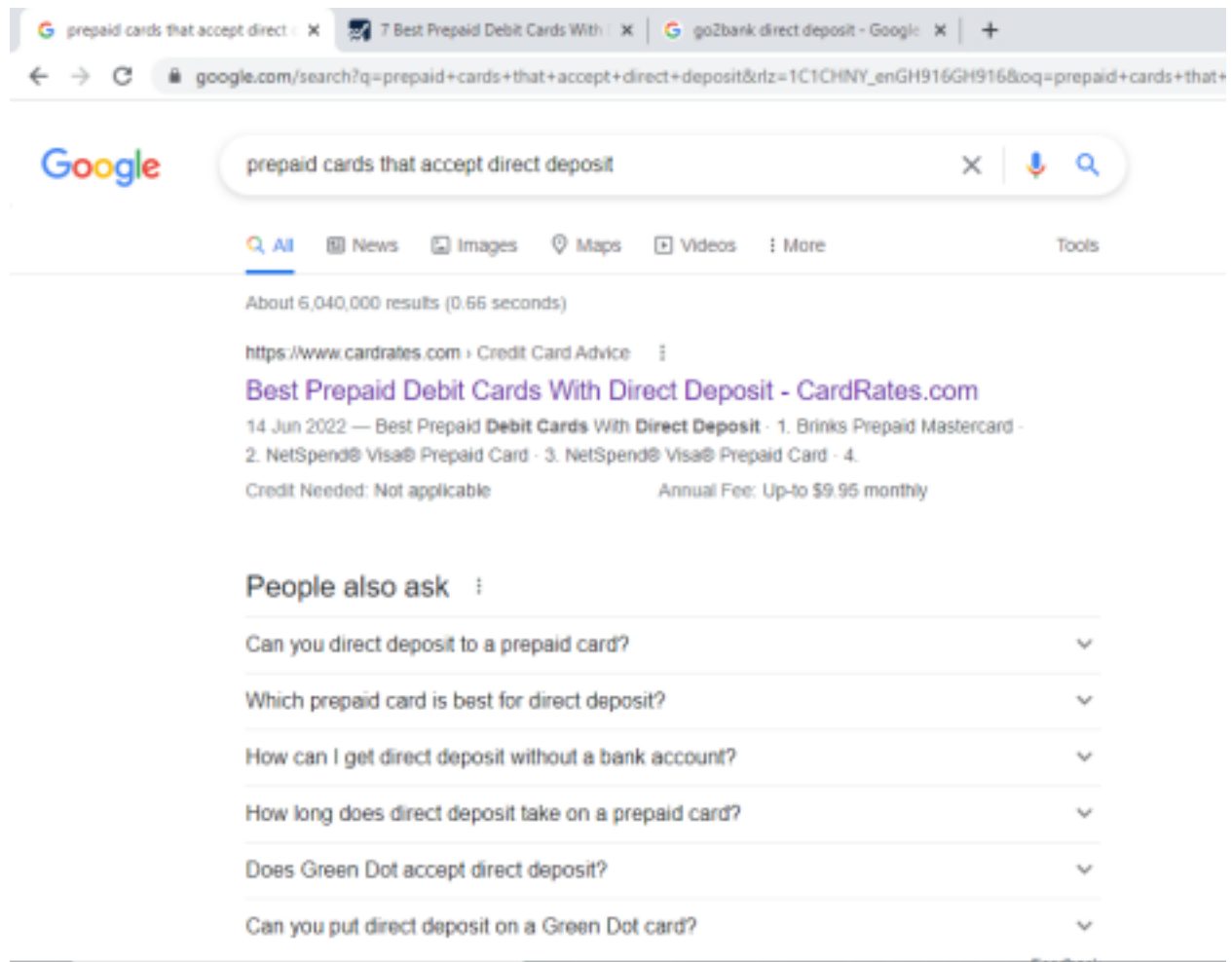
Today we going to use the same method to load \$10,000 into an Online Prepaid Card.

It practically very easy to get a prepaid card, either make the client walk into any shop or Walmart to buy a prepaid card and make sure the prepaid card accepts direct deposit (once the card has account number & routine number, it accepts direct deposit).

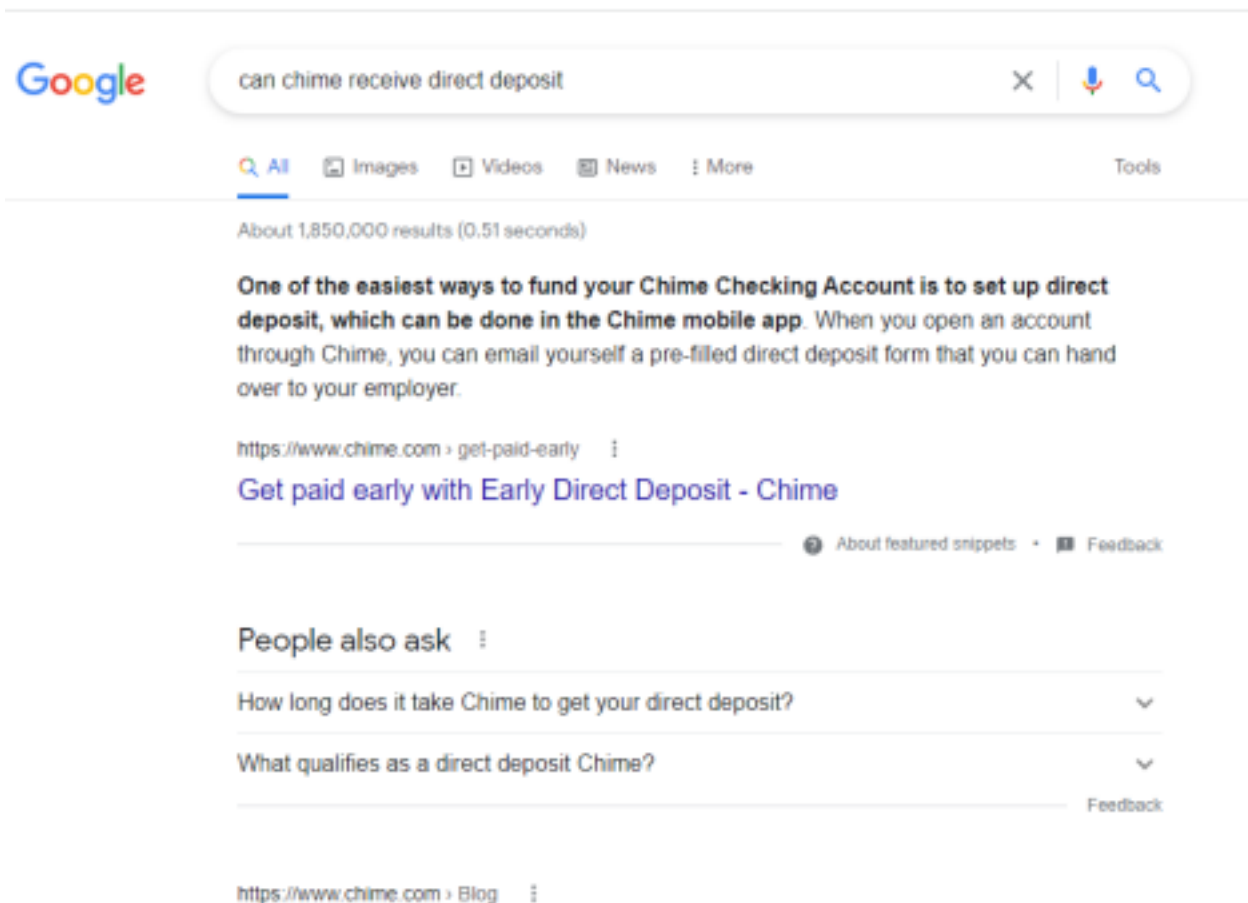
Let start making some money.

DIRECT DEPOSIT TUTORIAL

- If you want to know the cards that accept direct deposit, you can just go to google and type “prepaid cards that accept direct deposit”.



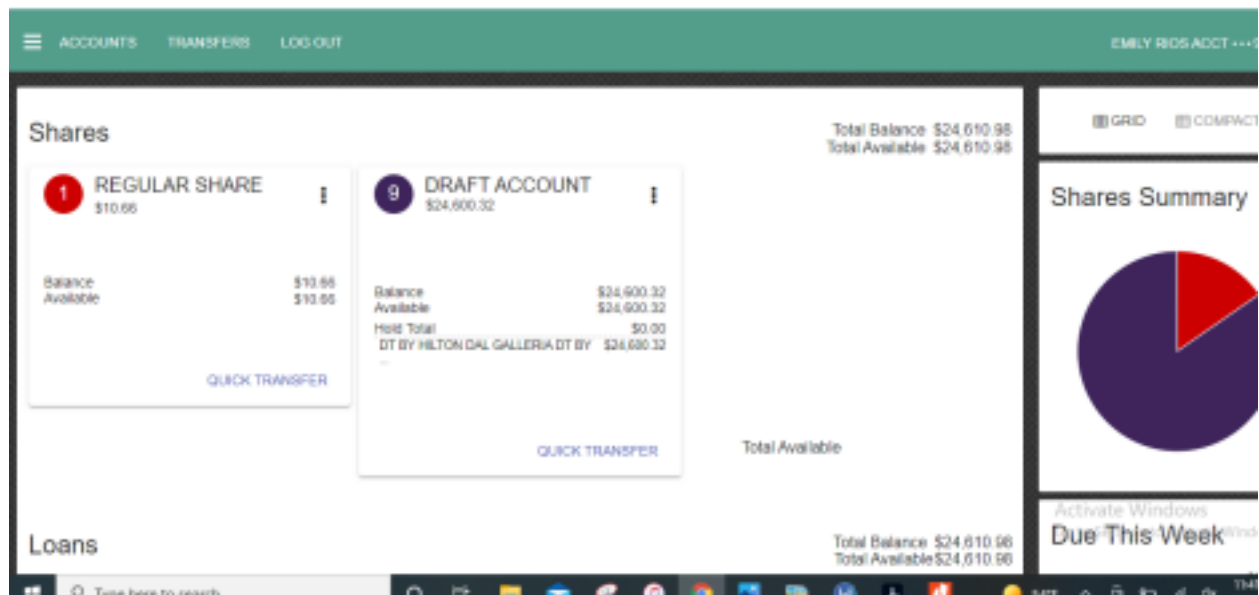
- If you have a prepaid card but you not sure on whether it accept direct deposit or not, just google “Can receive direct deposit” ... everything can be found on google so no one should ask me these things.



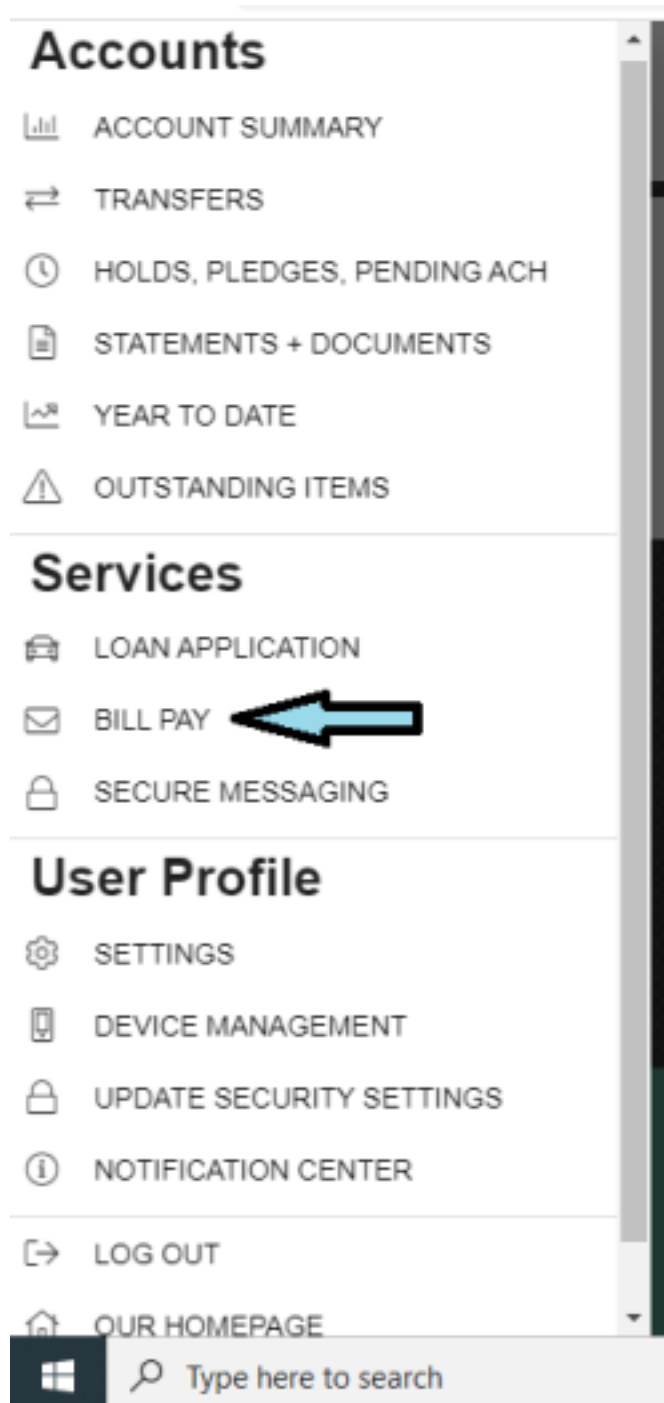
So, since I have a greendot card with me, will be running this transfer into a greendot card, but it can be done into EVERY prepaid card that accept direct deposit.

METHOD

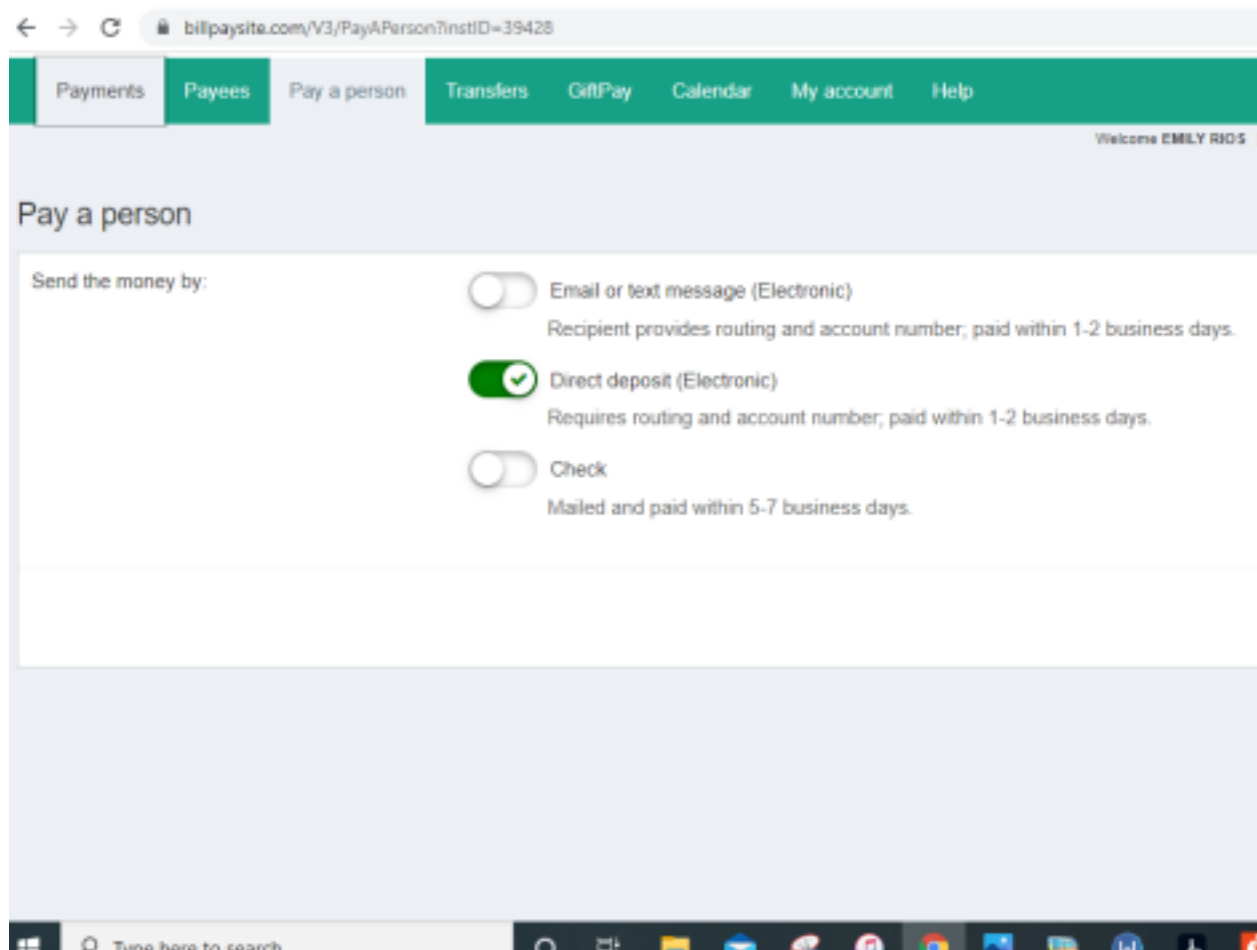
1. Log into the hacked bank login. You can buy bank logs here <https://blcklgs.io/>



2. Click Bill pay (Direct deposit is a form of bill pay)



3. Choose Direct Deposit.



4. Put the Name, Account Number & Routing on the prepaid card you have.

Payments Payees Pay a person Transfers GiftPay Calendar My account Help

Welcome EMILY RI

Add payee

Who are you paying?

* Required field

Payee first name * Shannon

Payee last name * Gray

Payee phone number * (848)2 [REDACTED]

Payee account number * 120 [REDACTED]

Confirm account number * 120 [REDACTED]

Payee routing number * [REDACTED]

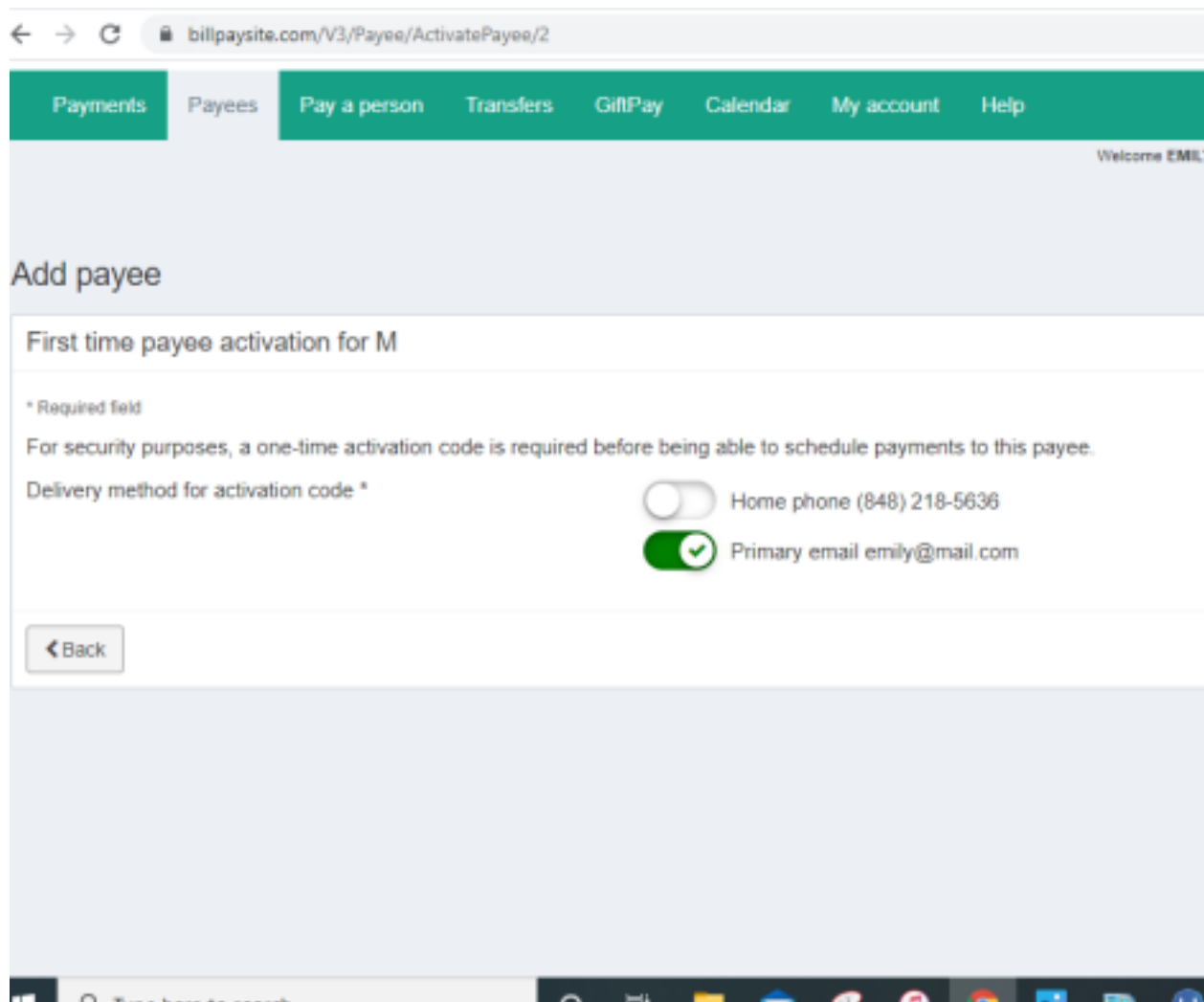
Confirm routing number * [REDACTED]

Payee account type * Checking ▾


Payee nickname * M

Type here to search

5. A code will be asked to be sent to email attached, since hacked logs are bought with that, this won't be an issue.



6. After putting in the verification code from email, the payee Info will be successfully added and you can now write the \$amount you want to send.



7. Click on Review.


gerayees

Transfer Gift Delivery Calendar My account Help

Make a payment ✕

M *2759
SHANNON GRAY
Electronic

Amount *


Send on * 

Estimated delivery 08/18/2022

8. Now click on Submit to send the Payment.

12 form C&D Pay Calendar My account Help

Make a payment



Review

▼ M *2759

SHANNON GRAY

Estimated delivery

08/18/2022

\$10,000.00

Payment type

Electronic

Pay with

Primary Account *9870





Send on

08/16/2022

Total: \$10,000.00

Edit

Submit

9. Payment Scheduled successfully.    

Make a payment



Payment Scheduled

i Our goal is to deliver your payment securely and quickly.



Some payments will process using a single-use, pre-paid card, which means you will not recognize card numbers within payment confirmation communications you receive.

▼ M *2759
SHANNON GRAY

Estimated delivery
08/18/2022

\$10,000.00

Payment type	Electronic
Pay with	Primary Account *9870
Send on	08/16/2022
Conf #	2




AFTER TWO (2) BUSINESS DAYS, THE MONEY WILL FALL INTO THE ACCOUNT.
DIRECT DEPOSIT TUTORIAL

10. As expected,

The screenshot shows the Greendot Bank account dashboard. The browser address bar displays `secure.greendot.com/greendot/account/account-dashboard`. The page header includes the Greendot Bank logo and a navigation menu with links for ACCOUNT INFO, DEPOSIT, OVERDRAFT, PAY BILLS & PEOPLE, MOBILE, SECURITY, and SUPPORT. The user is logged in as Shannon66, with links for Account Settings and Log Out. The main content area features a green greeting "WELCOME BACK SHANNON!", a large green balance display of "\$10,000.00", and an "ADD MONEY" button. Below the balance, it says "Card Balance (Includes posted and pending transactions)". A promotional banner encourages downloading the Green Dot app to track spending 24/7, with links to the App Store and Google Play. At the bottom, there is a "Send Cash FAST with MoneyPak" banner, which includes the text "Add cash to a prepaid or bank debit card – even your own when not with you." and a "Learn More" button. A small note at the bottom right of the banner states "Fees and limits apply".

11.

secure.greendot.com/greendot/account/account-dashboard



Get more with early direct deposit

Direct deposit all or some of your payroll and government benefits to get your pay early, unlock overdraft protection and more.

[Learn More](#)

TRANSACTIONS

[VIEW E-STATEMENTS](#)

Select Period: Current
Transaction Type: All

Recent Transactions Recent transactions may take 15 minutes to appear.


Date	Description	Type	Amount	Balance
8/18/22	DD:MICU-BILLPA-BILLPAY	Direct Deposit	\$10,000.00	\$10,000.00

[Fees paid previous month and year to date](#)

Note: If you have recently completed a transaction, it may take 15 minutes for your card balance to update.

To report a transaction issue, please click [here](#) to get started. For general questions, click on the chat button at the bottom of your screen or check out our FAQs.

OVERDRAFT



Make sure you're covered when you need it

Secure up to \$200 in overdraft protection when you receive eligible direct deposits. Fees apply.

[LEARN MORE](#)

MONEY VAULT

\$0.00 Vault Balance

Before I forget, some guys find difficulty when logging into the email of logs as they are asked for otp before they can access the email, if you face this issue, you can use any sure otp bot on telegram.

What they basically do is that, when you try to enter the email and a code is sent to the phone number that is attached to the email, u put the information on the Bot, it calls the victim pretending to be the bank so as to get

the code for you easily from the victim. He/she will think they giving the code to the bank.

An example of a telegram bot that does this job is @GRABotpBot

Not every email asks for otp tho, so before you go around searching for bot, make sure the email u got asked for that first.

If you want to use Socks/proxies to work too, you can use any of these below;

1. <https://faceless.cc>
2. <https://www.aceproxies.com/>
3. <https://brightdata.com/>
4. <https://changemyip.com/>
5. <https://flipnode.io/>
6. <https://www.geosurf.com/>
7. <https://www.ipburger.com/>
8. <https://proxylte.com/>
9. <https://nonymous.io/>
10. <https://proxyside.io/>

11. <https://privateproxy.me/>
12. <https://www.pingproxies.com>
13. <https://proxytales.com/>
14. <https://proxyverse.io/>
15. <https://www.v6proxies.com/>
16. <https://proxyips.net/>
17. <https://proxyguys.com/>
18. <https://superproxy.shop/>
- 19• <https://Proxyempire.io>

If you want to use VPN on phone too, you can use

- VPN Unlimited
- Windscribe VPN
- PIA VPN
- Express VPN

If you want to use RDP instead too, you can try any of these

- <https://Crazyrdp.com>
- <https://911rdp.com>
- <https://Monovm.com>

You can get your bank or CC tools from these places;

1. <https://carder007.org/> - [for cc and debit cards]
2. <https://pois0ncc.ru/login.php> - [for cc and debit

cards] 3.<https://blcklgs.io> [Bank logs with email access]