

How To Apply for A Loan And Be Paid In 5 Minutes!!!

Below is a step-by-step process to follow to apply for a personal loan. Before you start, make sure you have the following information

- Fullz info (name, address, ssn, Dob)
- A bank account info (they will reject prepaid cards; prepaid cards can only be loaded with a direct deposit method.)

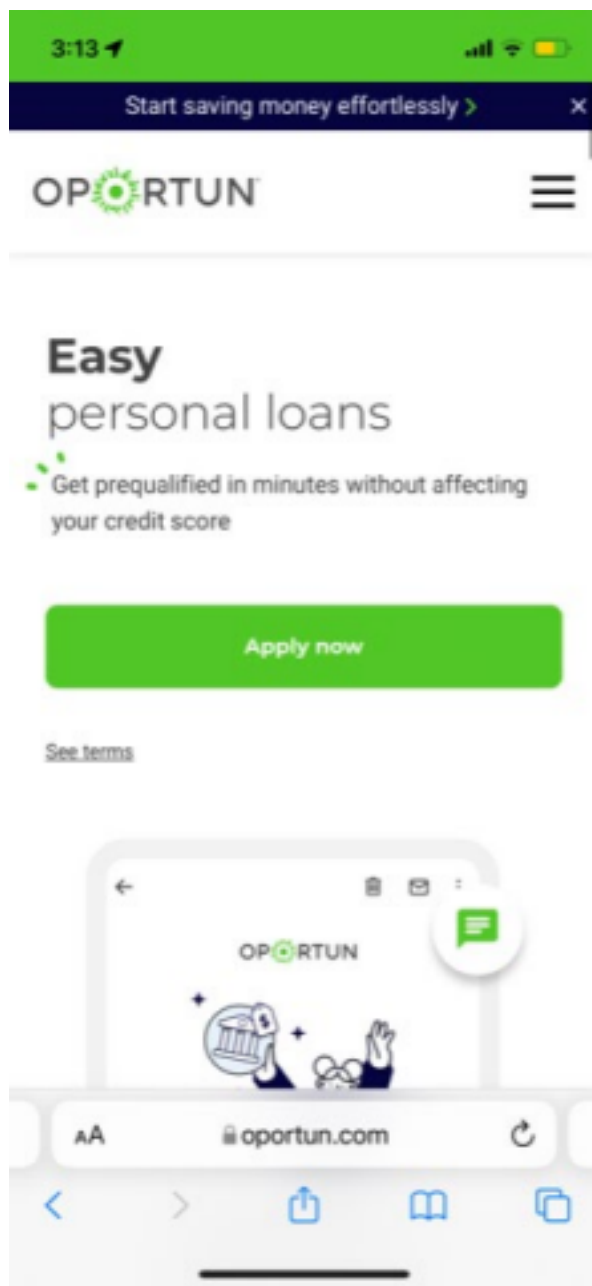
OR

If you can't find any information yourself to create oportun account, you can simply buy oportun pre verified loan approved account on blcklgs.io also you can buy bank accounts there also called as bank drops you can use this bank drops to withdraw funds from oportun. MAKE SURE TO BUY BANK DROPS WITH PHYSICAL DEBIT CARD.

Now let start to make some money....

How To Apply for A Loan And Be Paid In 5 Minutes!!!

1. Go to this site and click on APPLY NOW - <https://oportun.com/>



How To Apply for A Loan And Be Paid In 5 Minutes!!!

2. Not all states are allowed, so before your fullz, search for the zip code of the state you want to use the site below, if you put the zip code there and it accepted, then means you can use it to apply

<https://www.genguide.com.ng/united-states-zip-code>

3:14

OPORTUN

Let's find out if we serve your area

Required fields *

Enter your ZIP code *

Search

Already started an application?




Continue where you left off


Continue application


apply.oportun.com

How To Apply for A Loan And Be Paid In 5 Minutes!!!


3. Fill in your name and other info, only the part in Asterisks* is important, rest are optional.


3:15   

OPORTUN 


Your details Get pre-approved Submit Approved

Yay, we serve your area!




 Click here if you have an offer code


Required fields *





Your information

First name *

Middle name






AA apply.oportun.com 

How To Apply for A Loan And Be Paid In 5 Minutes!!!

4. Put in the phone number and choose 'Cell'. They even accept VoIP numbers so textnow, hush, google voice etc. are all accepted.


3:17   

(786) 416-0765

By providing your phone number, you agree we can contact you about the loan process.

Phone type *

☒ Cell ☐ Home

 **STAY CONNECTED**
Receive SMS alerts about the loan process, and if approved, about your loan.

Proceed with alerts
Your standard carrier rates may apply. ☒ ON


How long have you owned this phone number? *

☐ Less than 6 months


☒ 6 to 12 months






☐ 1 to 2 years

☐ More than 2 years

☒ I accept the [Terms and Conditions](#) [Privacy Policy](#) 

Next

AA apply.oportun.com 

How To Apply for A Loan And Be Paid In 5 Minutes!!!

5. Choose personal or household needs and click NEXT.

The screenshot shows a mobile application interface for Oportun. At the top, the status bar displays the time 3:19, signal strength, Wi-Fi, and battery icons. Below the status bar is a progress indicator with four steps: 'Your details', 'Get pre-approved', 'Submit', and 'Approved'. The 'Get pre-approved' step is currently active, indicated by a green line and a green circle. The main heading is 'Additional information'. Below this, there is a section for 'Required fields *'. The first field is 'Purpose of the loan', which is a dropdown menu with 'Personal or household needs' selected. Below this is a question 'Do you have a referral code?' with an information icon. There is a text input field for the 'Referral code'. Below the input field, a note states 'Referral code cannot be added or updated after this step.' At the bottom of the form is a large green button labeled 'Next'. To the right of the 'Next' button is a circular icon with a speech bubble. Below the 'Next' button, there are links for 'Terms & Conditions', 'Privacy Policy', 'State disclosures', 'Escalate', 'Accessibility', and 'Pre-qualification and credit inquiries'. At the very bottom, there is a browser address bar showing the URL 'apply.oportun.com' and navigation icons.

3:19

Your details Get pre-approved Submit Approved

Additional information

Required fields *

Purpose of the loan

Personal or household needs

Do you have a referral code?

Referral code

Referral code cannot be added or updated after this step.

Next

[Terms & Conditions](#) / [Privacy Policy](#) / [State disclosures](#) / [Escalate](#) / [Accessibility](#)
[Pre-qualification and credit inquiries](#)

AA apply.oportun.com

How To Apply for A Loan And Be Paid In 5 Minutes!!!

6. Put address there, date you moved there can be any date between 2005 to 2018, it makes them think you there for long.

8:42 LTE

AA apply.oportun.com

Your address

Address line 1 *

Address line 2

city *

state *

Zip *

When did you move to this address? *

March 2006

Mailing address

☒ Mailing address is same as home address

Next

[Terms & Conditions](#) | [Privacy Policy](#) | [State disclosures](#) | [Equal Housing Lender](#) | [Accessibility](#)
[Pre-qualification and credit inquiries](#)

How To Apply for A Loan And Be Paid In 5 Minutes!!!

7. For the monthly take home pay, write any amount above \$4k, but it should be less than \$8k.

The screenshot shows a mobile browser interface for the website apply.oportun.com. At the top, the status bar shows the time 8:43 and LTE signal. The address bar displays the URL. Below the address bar, a dropdown menu shows 'Kentucky'. The main content area asks, 'Do you have Social Security Number(SSN) or Individual Tax Identification Number(ITIN)? *'. There are two radio buttons: 'SSN' (which is selected) and 'ITIN'. Below this is a masked input field for the SSN, showing '4' followed by three dashes. The next section is titled 'Your income' and asks 'What is your total monthly take home pay?'. It includes a text box with instructions: 'Enter your net income from all sources of income, as long as you can provide proof (ex. paystubs, company checks, bank statements) if you're paid in cash or personal checks, make sure you can provide proof of deposits in the form of a bank statement.' The input field contains '\$4,500'. Below the input field is a note: 'Alimony, child support, or separate maintenance income need not be revealed if you do not wish to have it considered as a basis for repaying this obligation.' A large green 'Next' button is at the bottom of the form. At the very bottom of the page, there are links for 'Terms & Conditions', 'Privacy Policy', 'State disclosures', 'Equal Housing Lender', and 'Accessibility'. A small chat icon is visible on the right side of the 'Next' button.




How To Apply for A Loan And Be Paid In 5 Minutes!!!

8. Once your ssn is good or hasn't been used here before, you will be Prequalified for the loan.

The screenshot shows a mobile browser interface for the Oportun website. At the top, the status bar displays the time 8:43, LTE signal, and battery level. The address bar shows the URL 'apply.oportun.com'. The Oportun logo is visible, with the tagline 'Issued by Mastercard'. A progress bar at the top indicates four steps: 'Your details', 'Get pre-approved', 'Submit', and 'Approved'. The 'Get pre-approved' step is currently active. The main heading reads 'Congratulations Steve', followed by a green line and the text 'You are prequalified'. Below this, a note states: 'Here are some [Loan examples](#). Your individual loan terms will be finalized after you complete your application.' A section titled 'Required fields *' contains a 'Personal finance' subsection. The first question is 'What are your monthly housing payments? *', with a text input field labeled 'Amount *'. A note below the field says 'Include only the portion you are responsible for. Do not include utilities.' The second question is 'How many dependents do you support financially?', with a dropdown menu labeled 'Select *'. A green chat bubble icon is visible next to the second question. The bottom of the screen shows a mobile navigation bar with icons for back, forward, home, and search.

How To Apply for A Loan And Be Paid In 5 Minutes!!!

9. You can choose the same info as I have done here below,

3:23   

Personal finance

What are your monthly housing payments? *

Amount *

\$1,060

Include only the portion you are responsible for. Do not include utilities.


How many dependents do you support financially? *

Select *


0

Please only include those in your household


Additional questions

Do you have a bank account? * 


☒ Yes ☐ No

Do you normally pay a check cashing fee? * 


☐ Yes ☒ No






Have you ever used a payday lending? * 

☐ Yes ☒ No



Next




AA apply.oportun.com 


    

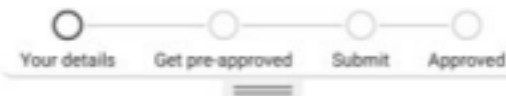
if they ask any question about vehicle, choose the option which says”
I own a vehicle without payment;

How To Apply for A Loan And Be Paid In 5 Minutes!!!

10. Answer is NO

3:24   

OPORTUN 



Your debts


Do you have any other monthly debt? *


☐ Yes ☒ No

Only include debts which you are personally responsible for making payments.

Next

[Terms & Conditions](#) | [Privacy Policy](#) | [State disclosures](#) | [Español](#) | [Accessibility](#)
Pre-qualification and credit inquiries





How To Apply for A Loan And Be Paid In 5 Minutes!!!

11. Whatever amount you chose for monthly income, divide that by 4 to get the weekly amount. (4 weeks = 1Month)

3:25

Income # 1

Income details

Type of income *

Self Employed

Industry *

Retail Department Store

How long have you been receiving this income? *

April 2018

I get paid *

Weekly

Amount *

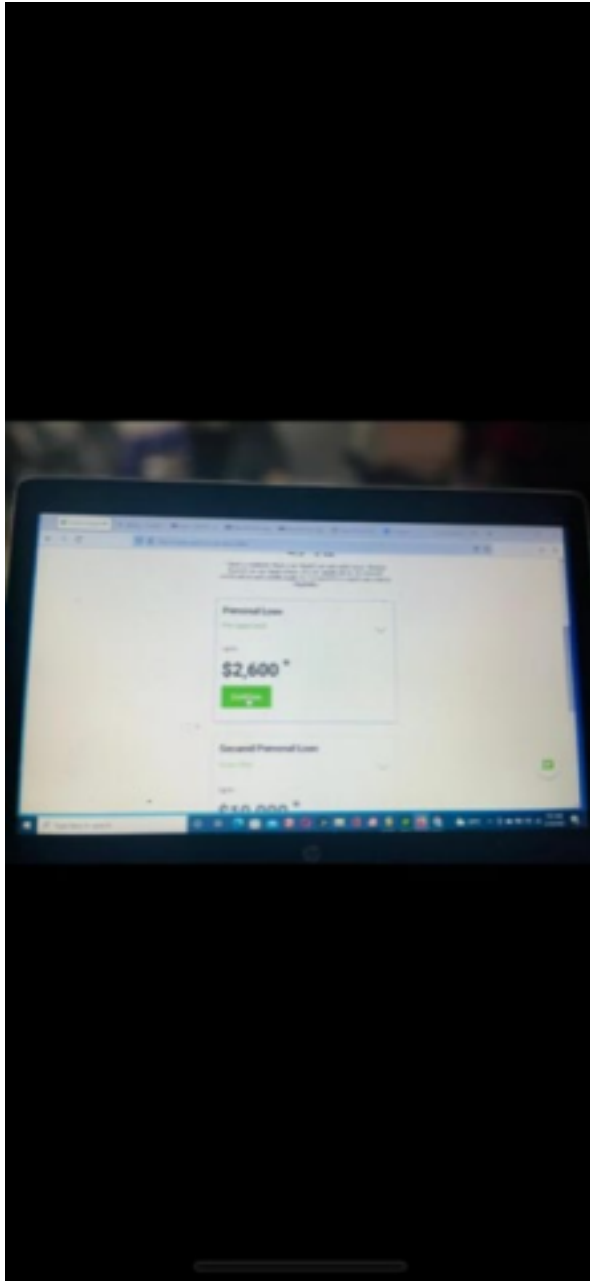
\$1125

After taxes and deductions, what is your take home pay each pay period for this income source?

apply.oportun.com

How To Apply for A Loan And Be Paid In 5 Minutes!!!

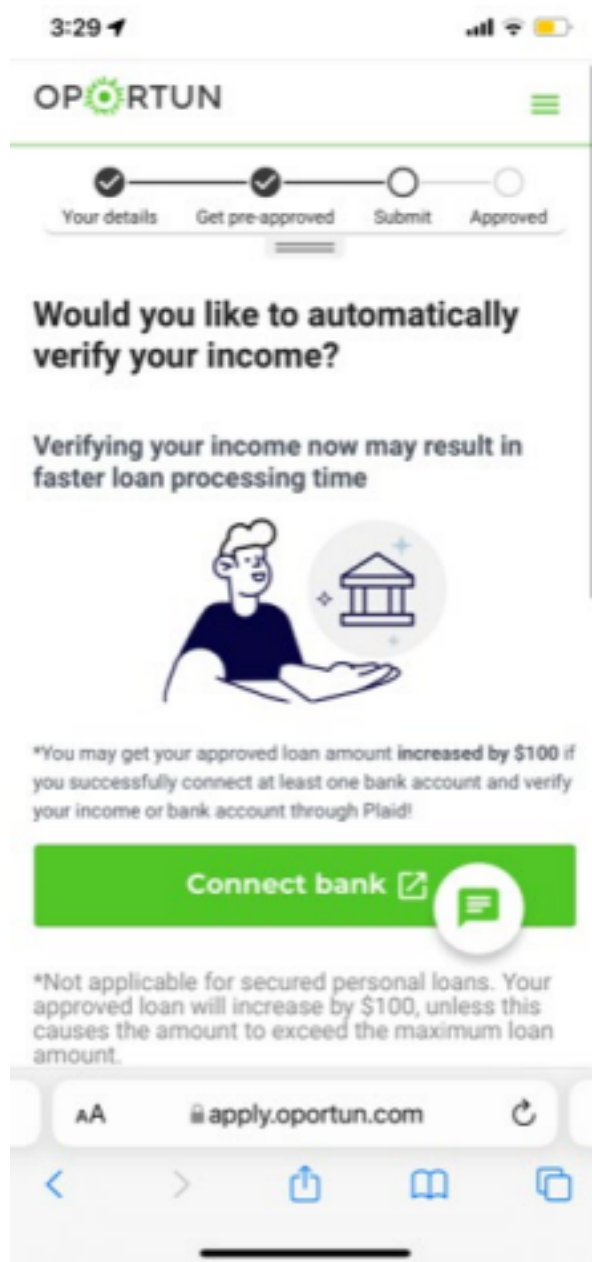
12. You will get a preapproval loan amount based on the information you gave



How To Apply for A Loan And Be Paid In 5 Minutes!!!

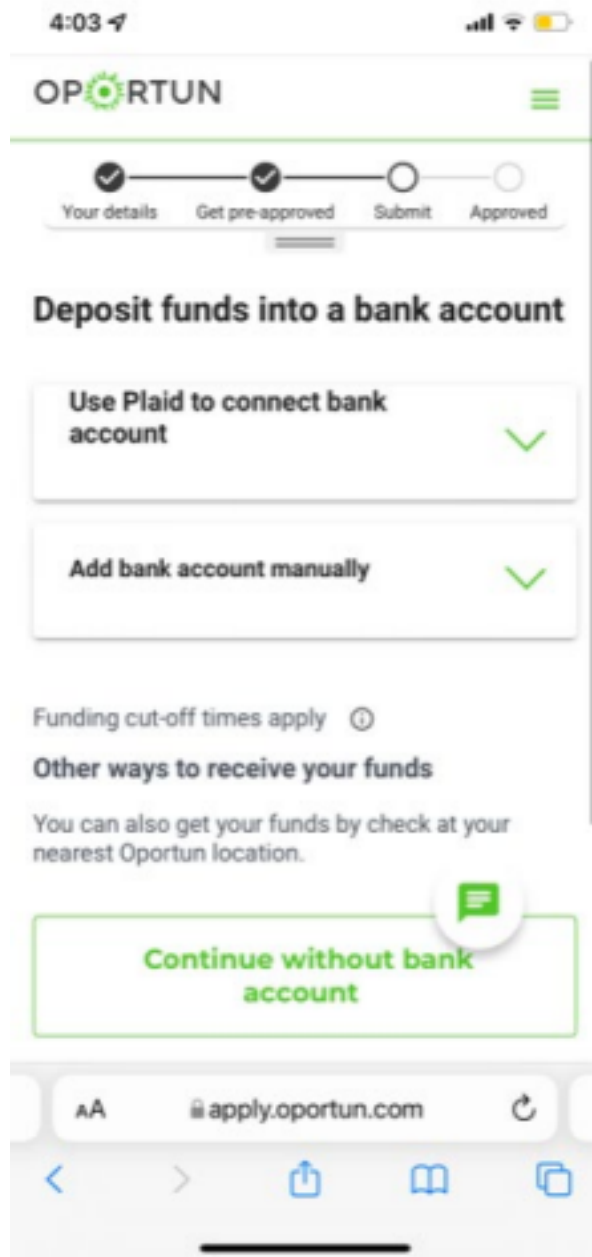
13. You will then be asked to link your bank account to receive the payment, if you are not able to link your bank, they will ask for docs.

MAKE SURE THE NAME ON BANK MATCHES WITH FULLZ



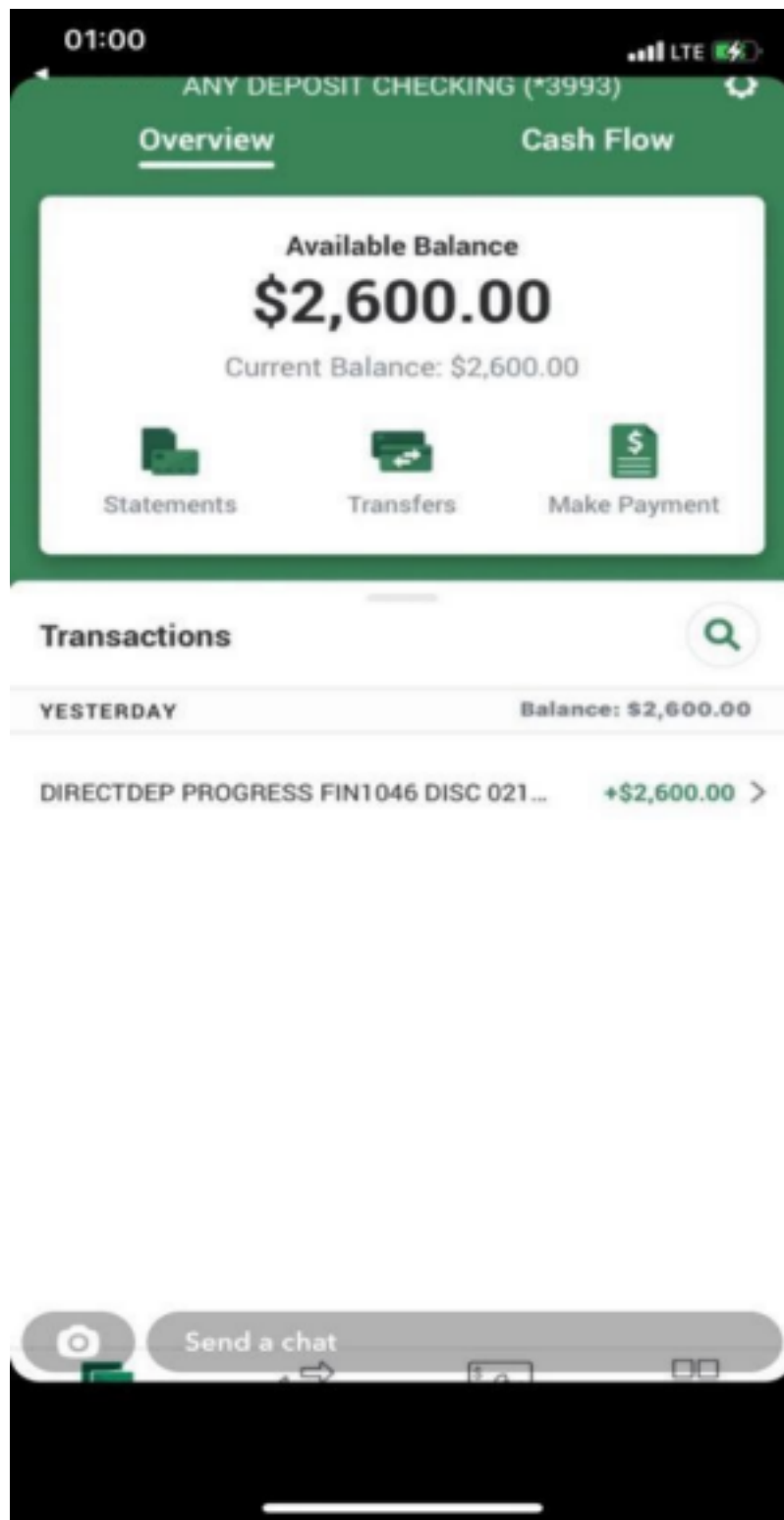
How To Apply for A Loan And Be Paid In 5 Minutes!!!

14. Choose any of them below to link your bank;



How To Apply for A Loan And Be Paid In 5 Minutes!!!

15. Money will be paid DIRECTLY into account!!!!



How To Apply for A Loan And Be Paid In 5 Minutes!!!
How To Apply for A Loan And Be Paid In 5 Minutes!!!

You can get your tools from these places;

- Carder007.org - [for cc and debit cards]
- Legalcpn.com - [For CPN Tradeline]
- <https://blcklgs.io/> - [Bank logs with Email Access] •

<https://robocheck.cc> - [ssn fullz]

- <https://Just-kill.pro> - [DL lookup]
- <https://blcklgs.io/> - [Bank logs with Email Access and Shopwithscrip]
- 3389rdp.com - [RDP logins]
- Yalelodge.io - [for cc and debit cards]

Scanlab.cc - [For scannable documents]

- Wt1shop.net – [SSN shop]